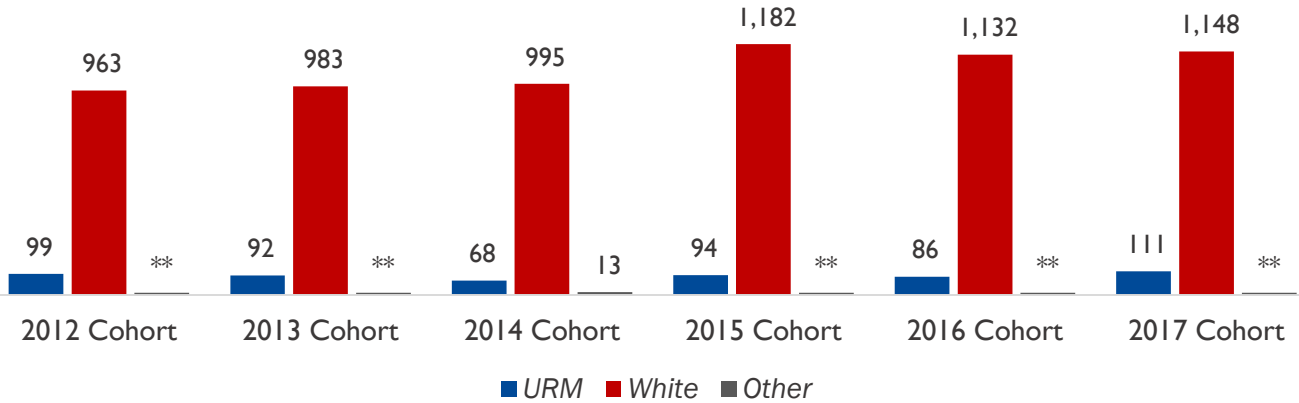
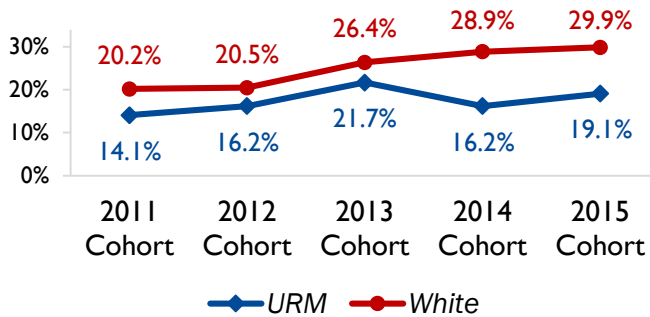


## First-time Freshmen Enrollment

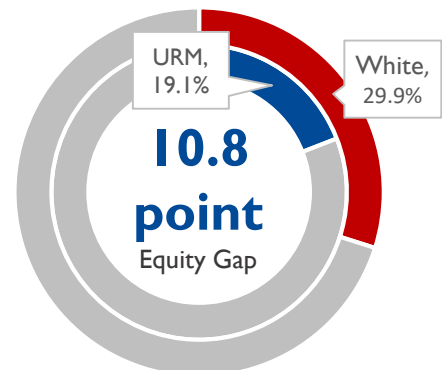


Underrepresented Minority (URM) groups include Alaskan Native, American Indian, Black, Hawaiian/Pacific Islander, Hispanic, and Multiracial students. Other includes Asian and unclassified students. Cohorts are first time, full time students who start in the fall semester.  
 \*\* To comply with Family Education Rights Privacy Act (FERPA), observations of ten or fewer students have been suppressed.

## Graduation



### Three-Year Graduation Rate – 2015 Cohort

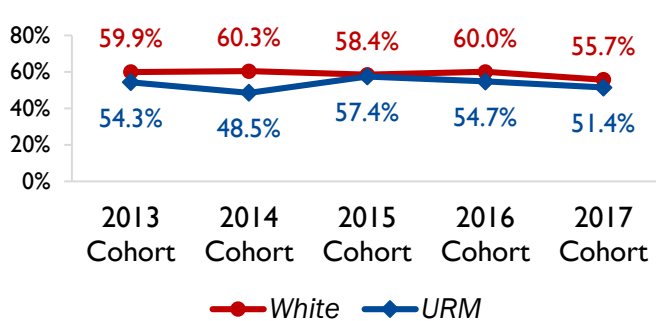


2015 Cohort	URM	White
First-Time Freshmen Enrollment	94	1,182

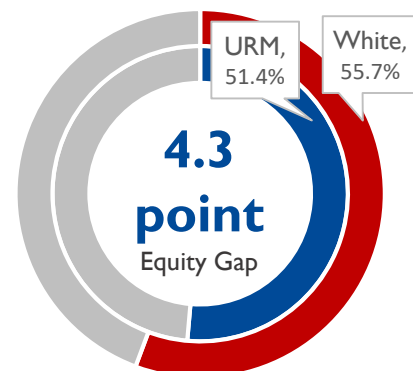
Graduating **10** additional URM Students would close the gap for the 2015 cohort.

Graduation rate: Percent of cohort who earned an associate degree or certificate at any TBR community college within 3 years.

## Retention



### First-Year Retention Rate – 2017 Cohort

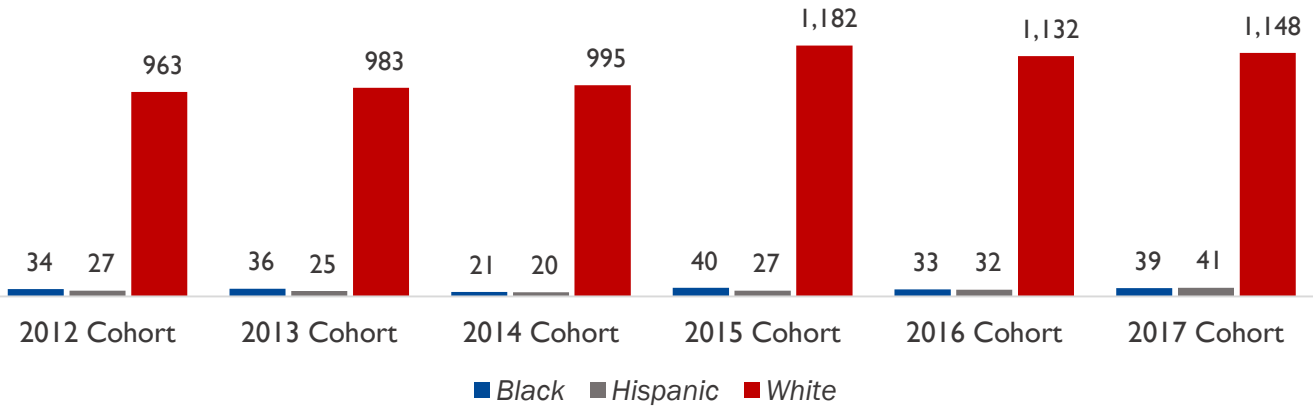


2017 Cohort	URM	White
First-Time Freshmen Enrollment	111	1,148

Retaining **5** additional URM Students would close the gap for the 2017 cohort.

Retention rate: Percent of cohort who continued the next fall or graduated within a year.

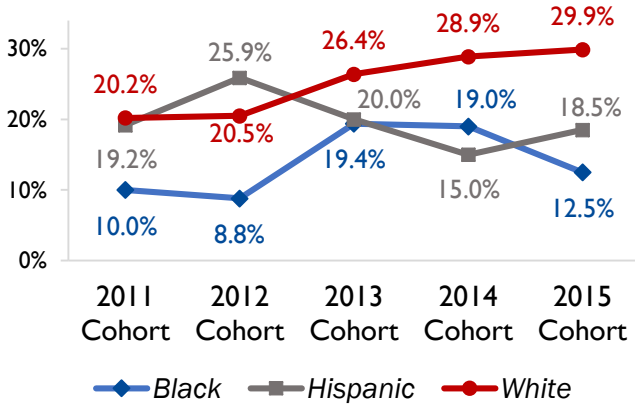
### First-time Freshmen Enrollment



Cohorts are first time, full time students who start in the fall semester.

\*\* To comply with Family Education Rights Privacy Act (FERPA), observations of ten or fewer students have been suppressed.

### Graduation



Graduating **7** additional Black students and **3** additional Hispanic students would close the gap for the 2015 cohort.

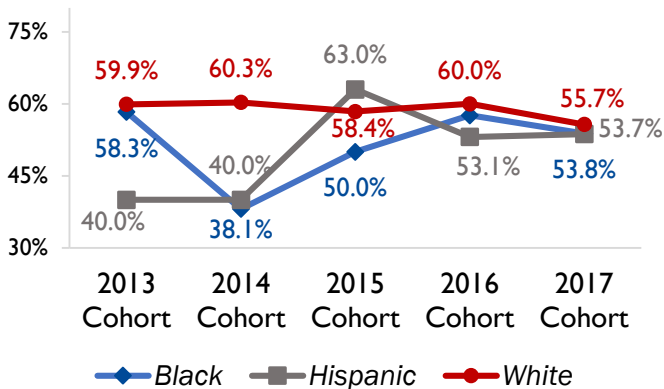
Female	2015 Cohort	Graduation Rate
--------	-------------	-----------------

Black	21	19.0%
Hispanic	**	**
White	767	30.8%

Male	2015 Cohort	Graduation Rate
------	-------------	-----------------

Black	19	5.3%
Hispanic	**	**
White	415	28.2%

### Retention



Retaining **1** additional Black students and **1** additional Hispanic students would close the gap for the 2017 cohort.

Female	2017 Cohort	Retention Rate
--------	-------------	----------------

Black	**	**
Hispanic	**	**
White	717	56.8%

Male	2017 Cohort	Retention Rate
------	-------------	----------------

Black	**	**
Hispanic	**	**
White	431	53.8%