

Success at Cleveland State

646

Degrees & Certificates Awarded in 2018-19

53.4%

First-Year Retention Rate for the 2018 Cohort

31.0%

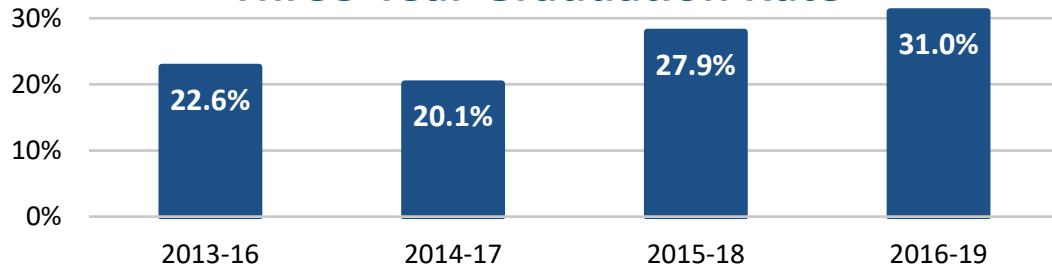
Three-Year Graduation Rate for the 2016 Cohort

First-Time, Full-Time Freshmen

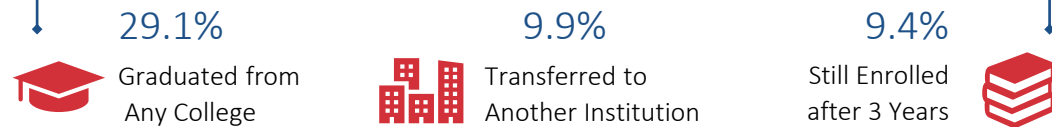
	Fall 2015	Fall 2016	Fall 2017	Fall 2018	Fall 2019
Total Cohort	784 students	762 students	686 students	706 students	819 students
White	85%	82%	83%	82%	82%
Black	5%	8%	8%	7%	6%
Hispanic	5%	5%	6%	6%	9%
Pell Recipients	57%	55%	58%	61%	54%
ACT Below 19	41%	40%	33%	35%	34%

The first-time, full-time cohort includes degree-seeking students who enroll in college for the first time in fall (or in the prior summer and continued in the fall) and attempted at least 12 hours.

Three-Year Graduation Rate

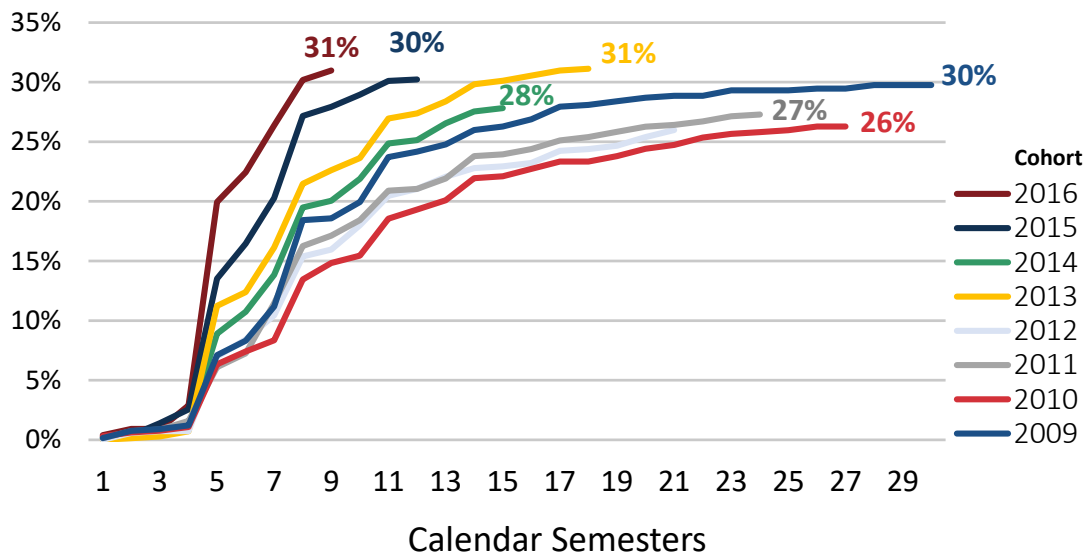


Success for the 2015 Freshman Cohort

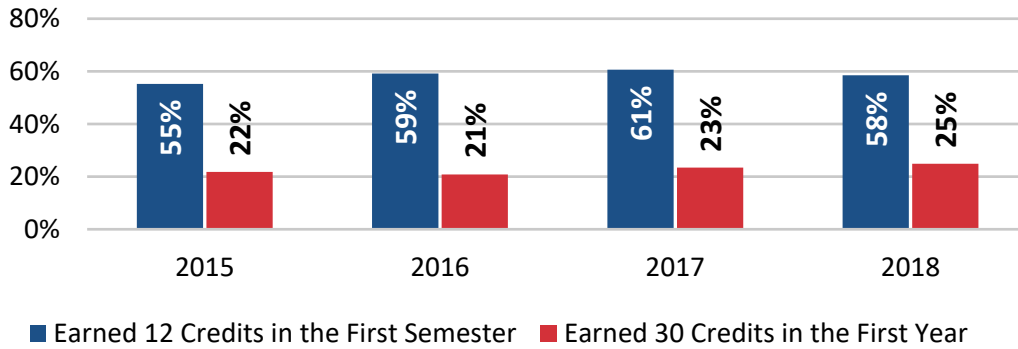


Success for the 2015 cohort includes the percent of students who earned a degree or certificate from any institution within or outside the TBR system, transferred to another institution, or were still enrolled as of spring/summer 2018.

Cumulative Graduation Rate

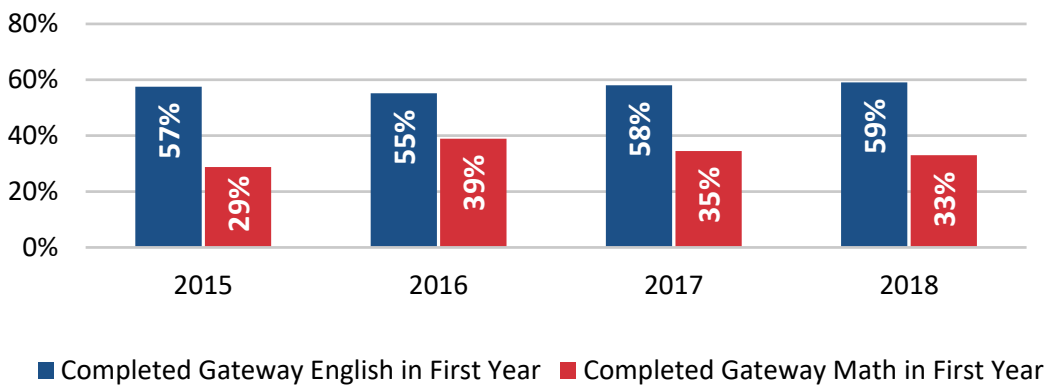


First-Year Momentum



Hours earned in the first year includes college-level and learning support hours in the fall, spring, and summer terms for students in the first-time, full-time freshman cohort.

Gateway Course Completion



Gateway courses are 1000-level English and Math courses. Year 1 includes courses in fall, spring, and summer. Completion rates are based on course outcomes for first-time-ever-in-college students.

Tennessee Promise: The 2017 Cohort

498 Cleveland State students in the Third Cohort of Tennessee Promise

50.4% Overall Success Rate after Five Semesters of Promise Eligibility

Success for the 2017 Promise Cohort

27.7%
Graduated from Any College

8.2%
Transferred to Another Institution

14.5%
Still Enrolled after 3 Years

Success rates measure the percent of students who earned a degree or certificate, transferred to another institution, or were still enrolled at a TBR community college after five semesters. Promise success rates include data from the TBR student information system, THEC/TSAC, and the National Student Clearinghouse.

Tennessee Reconnect in 2018-19

493

Tennessee Reconnect students enrolled at Cleveland State in fall 2018

59%

of incoming Reconnect students were new to higher education or were returning after at least a semester away

73

Reconnect students who enrolled in fall 2018 at Cleveland State graduated in fall 2018 or spring 2019