

Success at Columbia State

**950** Degrees & Certificates Awarded in 2018-19

**57.6%** First-Year Retention Rate for the 2018 Cohort

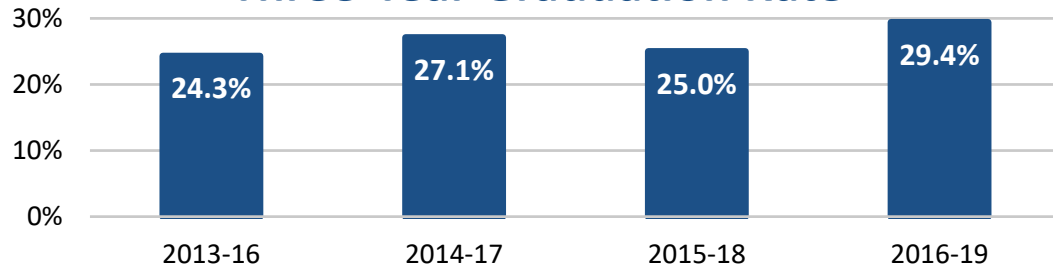
**29.4%** Three-Year Graduation Rate for the 2016 Cohort

### First-Time, Full-Time Freshmen

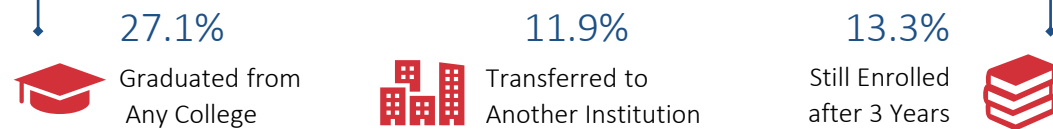
	Fall 2015	Fall 2016	Fall 2017	Fall 2018	Fall 2019
Total Cohort	<b>1,318</b> students	<b>1,335</b> students	<b>1,493</b> students	<b>1,649</b> students	<b>1,614</b> students
White	82%	79%	78%	76%	74%
Black	7%	8%	7%	9%	8%
Hispanic	5%	6%	7%	8%	10%
Pell Recipients	50%	42%	46%	41%	41%
ACT Below 19	35%	32%	30%	30%	32%

The first-time, full-time cohort includes degree-seeking students who enroll in college for the first time in fall (or in the prior summer and continued in the fall) and attempted at least 12 hours.

### Three-Year Graduation Rate

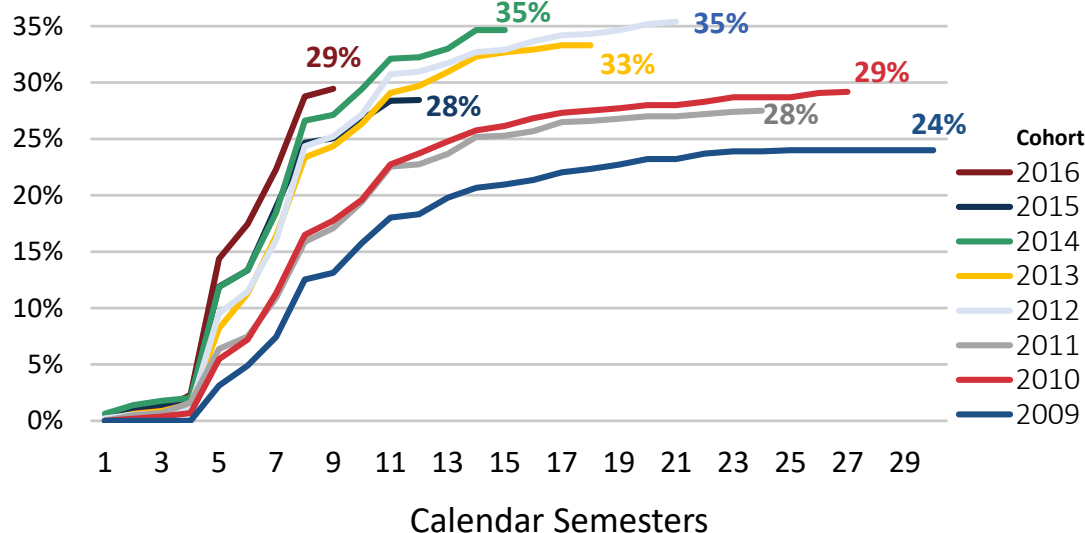


### Success for the 2015 Freshman Cohort

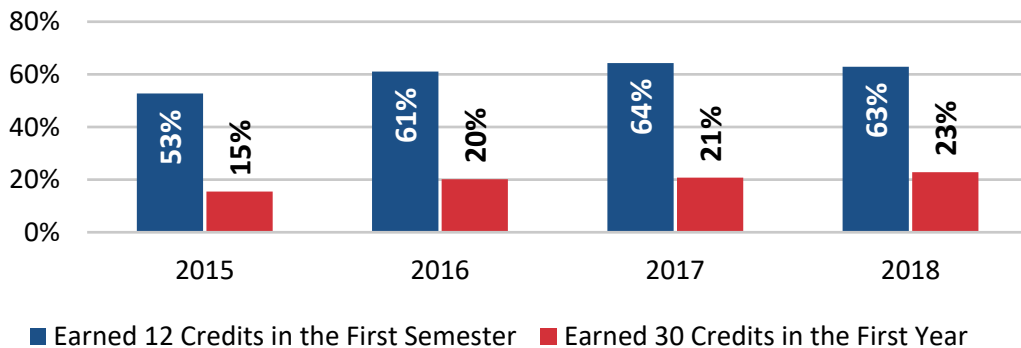


Success for the 2015 cohort includes the percent of students who earned a degree or certificate from any institution within or outside the TBR system, transferred to another institution, or were still enrolled as of spring/summer 2018.

### Cumulative Graduation Rate

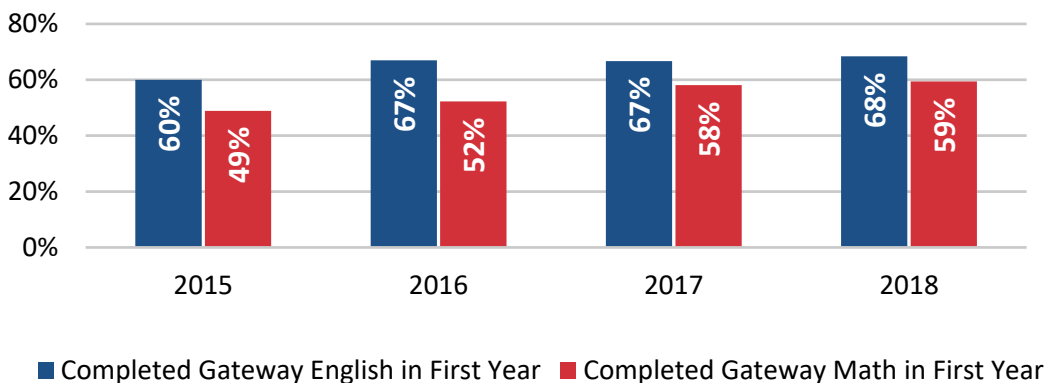


### First-Year Momentum



Hours earned in the first year includes college-level and learning support hours in the fall, spring, and summer terms for students in the first-time, full-time freshman cohort.

### Gateway Course Completion



Gateway courses are 1000-level English and Math courses. Year 1 includes courses in fall, spring, and summer. Completion rates are based on course outcomes for first-time-ever-in-college students.

### Tennessee Promise: The 2017 Cohort

**1,173** Columbia State students in the Third Cohort of Tennessee Promise

**52.0%** Overall Success Rate after Five Semesters of Promise Eligibility

#### Success for the 2017 Promise Cohort

**23.7%**  
Graduated from Any College

**13.1%**  
Transferred to Another Institution

**15.2%**  
Still Enrolled after 3 Years

Success rates measure the percent of students who earned a degree or certificate, transferred to another institution, or were still enrolled at a TBR community college after five semesters. Promise success rates include data from the TBR student information system, THEC/TSAC, and the National Student Clearinghouse.

## Tennessee Reconnect in 2018-19

# 685

Tennessee Reconnect students enrolled at Columbia State in fall 2018

# 57%

of incoming Reconnect students were new to higher education or were returning after at least a semester away

# 98

Reconnect students who enrolled in fall 2018 at Columbia State graduated in fall 2018 or spring 2019