

Success at
Dyersburg
State

477

Degrees &
Certificates
Awarded in
2018-19

57.0%

First-Year
Retention Rate
for the 2018
Cohort

24.3%

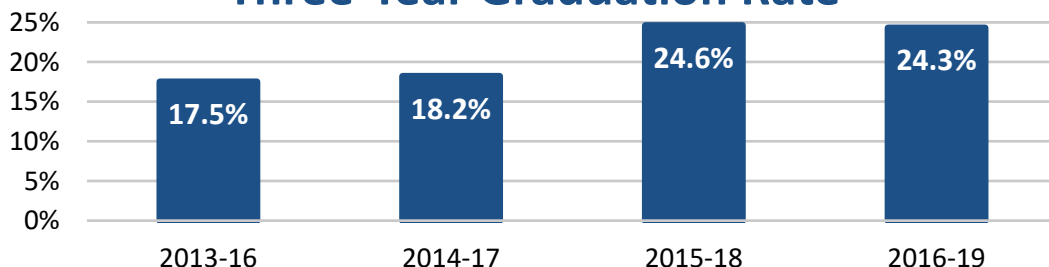
Three-Year
Graduation
Rate for the
2016 Cohort

First-Time, Full-Time Freshmen

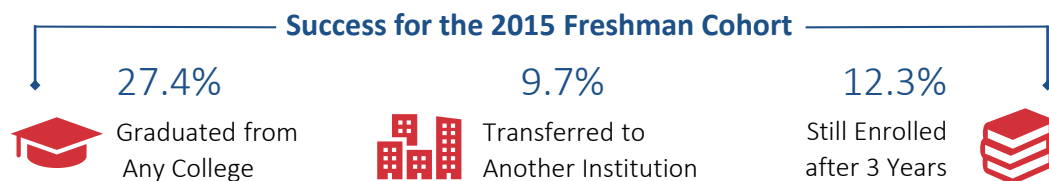
	Fall 2015	Fall 2016	Fall 2017	Fall 2018	Fall 2019
Total Cohort	554 students	548 students	531 students	554 students	550 students
White	71%	73%	70%	75%	69%
Black	20%	20%	20%	15%	21%
Hispanic	4%	2%	5%	4%	5%
Pell Recipients	62%	60%	67%	61%	66%
ACT Below 19	41%	43%	35%	33%	40%

The first-time, full-time cohort includes degree-seeking students who enroll in college for the first time in fall (or in the prior summer and continued in the fall) and attempted at least 12 hours.

Three-Year Graduation Rate

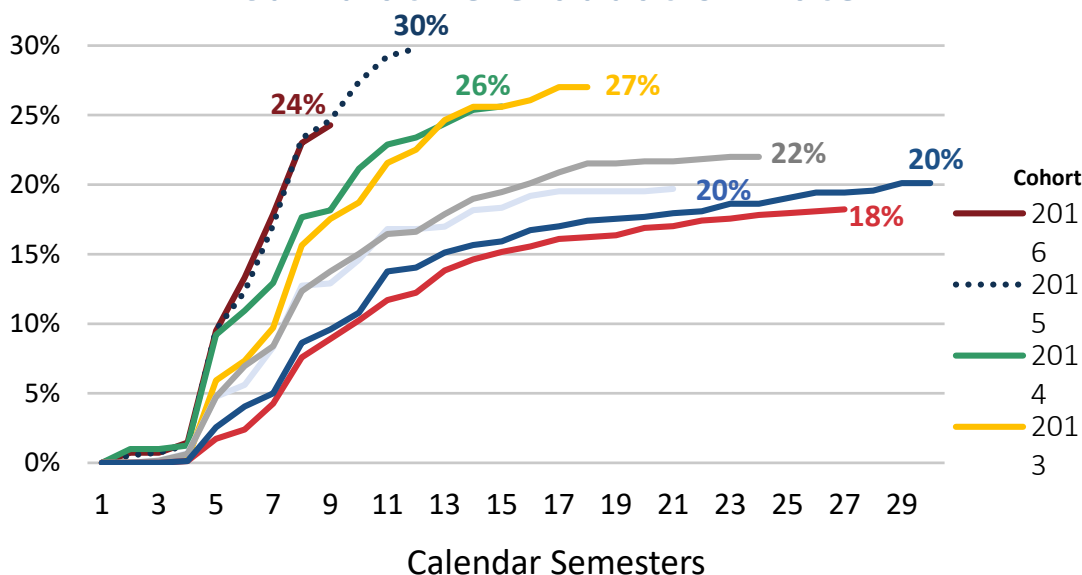


Success for the 2015 Freshman Cohort

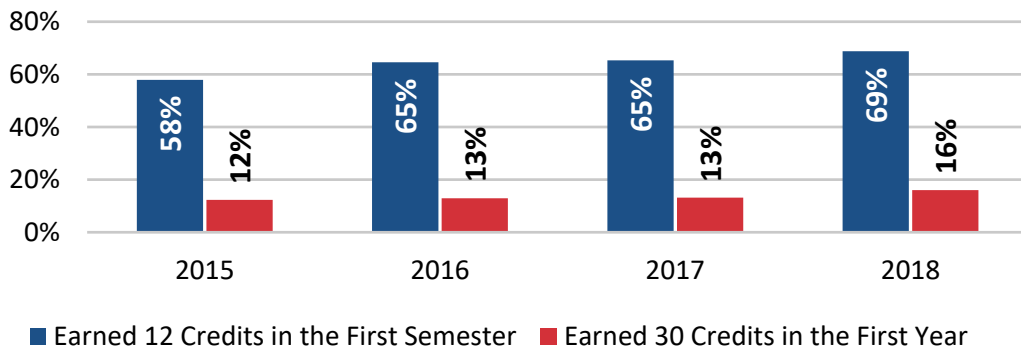


Success for the 2015 cohort includes the percent of students who earned a degree or certificate from any institution within or outside the TBR system, transferred to another institution, or were still enrolled as of spring/summer 2018.

Cumulative Graduation Rate

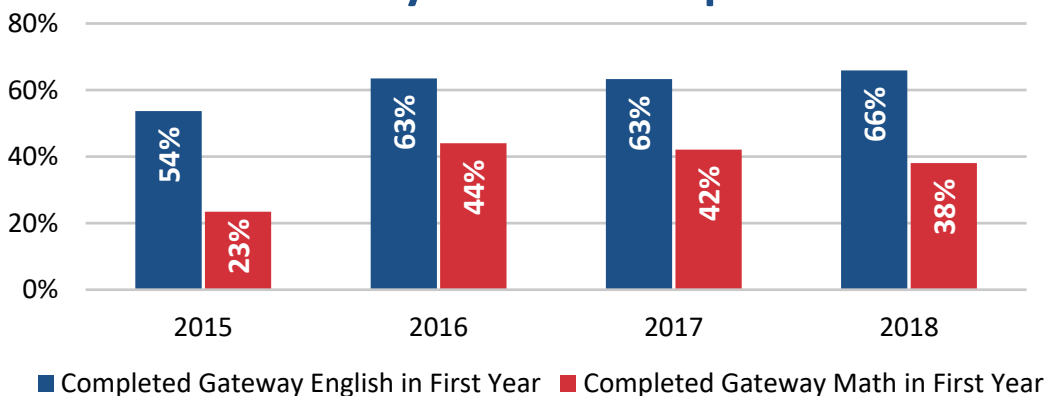


First-Year Momentum



Hours earned in the first year includes college-level and learning support hours in the fall, spring, and summer terms for students in the first-time, full-time freshman cohort.

Gateway Course Completion



Gateway courses are 1000-level English and Math courses. Year 1 includes courses in fall, spring, and summer. Completion rates are based on course outcomes for first-time-ever-in-college students.

Tennessee Promise: The 2017 Cohort

329 Dyersburg State students in the Third Cohort of Tennessee Promise

50.2% Overall Success Rate after Five Semesters of Promise Eligibility

Success for the 2017 Promise Cohort

24.6%
Graduated from Any College

10.9%
Transferred to Another Institution

14.6%
Still Enrolled after 3 Years

Success rates measure the percent of students who earned a degree or certificate, transferred to another institution, or were still enrolled at a TBR community college after five semesters. Promise success rates include data from the TBR student information system, THEC/TSAC, and the National Student Clearinghouse.

Tennessee Reconnect in 2018-19

603

Tennessee Reconnect students enrolled at Dyersburg State in fall 2018

58%

of incoming Reconnect students were new to higher education or were returning after at least a semester away

95

Reconnect students who enrolled in fall 2018 at Dyersburg State graduated in fall 2018 or spring 2019