

Success at Jackson State

**583**

Degrees & Certificates Awarded in 2018-19

**52.4%**

First-Year Retention Rate for the 2018 Cohort

**18.7%**

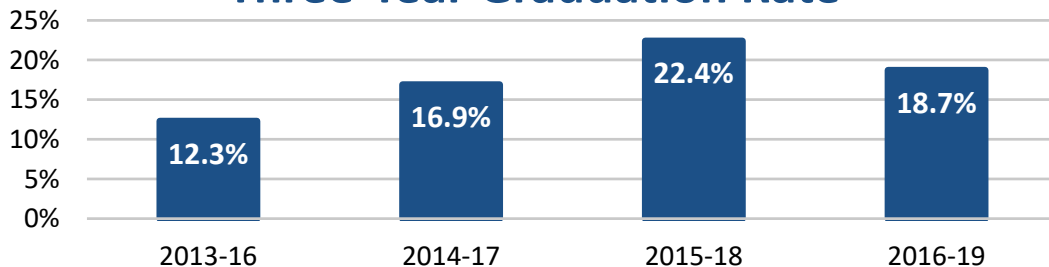
Three-Year Graduation Rate for the 2016 Cohort

### First-Time, Full-Time Freshmen

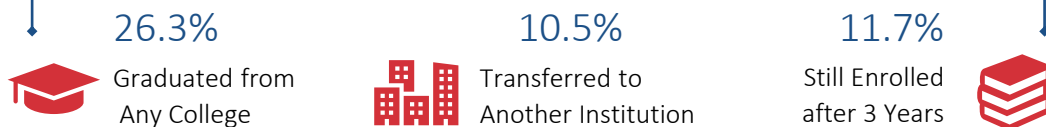
	Fall 2015	Fall 2016	Fall 2017	Fall 2018	Fall 2019
Total Cohort	<b>1,045</b> students	<b>1,036</b> students	<b>956</b> students	<b>985</b> students	<b>1,051</b> students
White	68%	68%	69%	62%	61%
Black	22%	22%	23%	22%	24%
Hispanic	3%	5%	3%	5%	5%
Pell Recipients	64%	67%	66%	69%	65%
ACT Below 19	50%	46%	48%	46%	44%

The first-time, full-time cohort includes degree-seeking students who enroll in college for the first time in fall (or in the prior summer and continued in the fall) and attempted at least 12 hours.

### Three-Year Graduation Rate

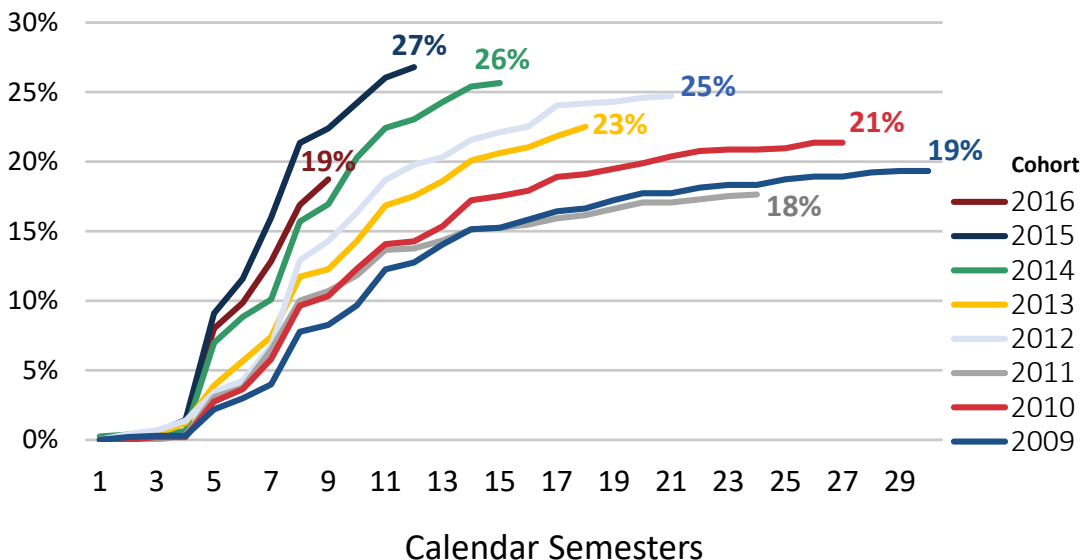


### Success for the 2015 Freshman Cohort

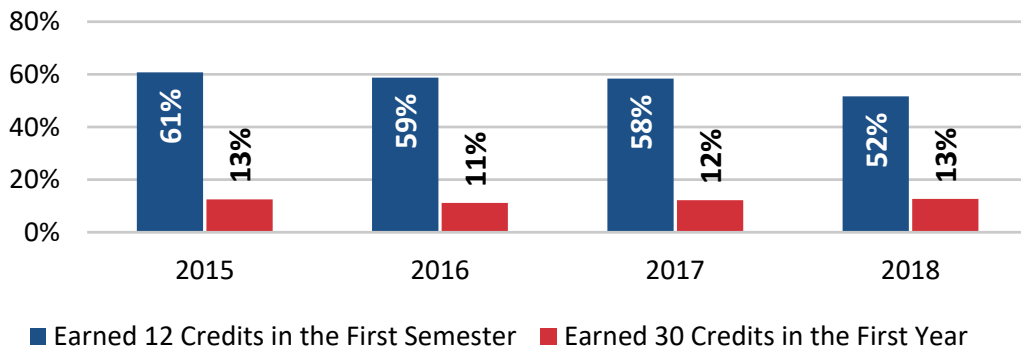


Success for the 2015 cohort includes the percent of students who earned a degree or certificate from any institution within or outside the TBR system, transferred to another institution, or were still enrolled as of spring/summer 2018.

### Cumulative Graduation Rate

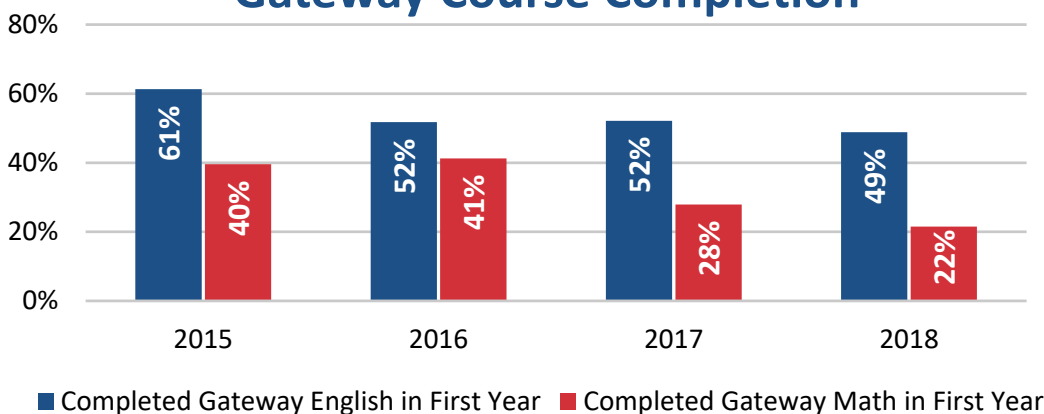


### First-Year Momentum



Hours earned in the first year includes college-level and learning support hours in the fall, spring, and summer terms for students in the first-time, full-time freshman cohort.

### Gateway Course Completion



Gateway courses are 1000-level English and Math courses. Year 1 includes courses in fall, spring, and summer. Completion rates are based on course outcomes for first-time-ever-in-college students.

### Tennessee Promise: The 2017 Cohort

**720** Jackson State students in the Third Cohort of Tennessee Promise

**46.4%** Overall Success Rate after Five Semesters of Promise Eligibility

#### Success for the 2017 Promise Cohort

**17.2%**  
Graduated from Any College

**9.4%**  
Transferred to Another Institution

**19.7%**  
Still Enrolled after 3 Years

Success rates measure the percent of students who earned a degree or certificate, transferred to another institution, or were still enrolled at a TBR community college after five semesters. Promise success rates include data from the TBR student information system, THEC/TSAC, and the National Student Clearinghouse.

## Tennessee Reconnect in 2018-19

# 745

Tennessee Reconnect students enrolled at Jackson State in fall 2018

# 67%

of incoming Reconnect students were new to higher education or were returning after at least a semester away

# 82

Reconnect students who enrolled in fall 2018 at Jackson State graduated in fall 2018 or spring 2019