

Motlow State Community College

2020 Student Success Profile

Success at
Motlow State

1,182

Degrees &
Certificates
Awarded in
2018-19

59.0%

First-Year
Retention Rate
for the 2018
Cohort

35.7%

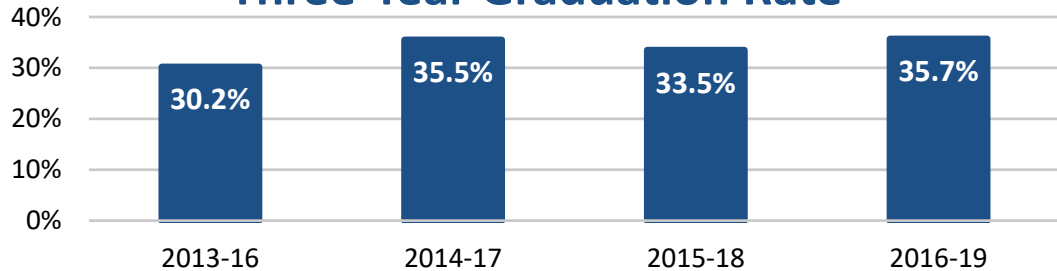
Three-Year
Graduation
Rate for the
2016 Cohort

First-Time, Full-Time Freshmen

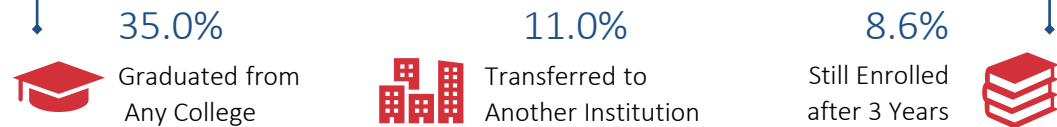
	Fall 2015	Fall 2016	Fall 2017	Fall 2018	Fall 2019
Total Cohort	1,815 students	1,707 students	1,754 students	1,571 students	1,693 students
White	76%	76%	73%	73%	67%
Black	9%	11%	11%	11%	11%
Hispanic	7%	7%	10%	11%	13%
Pell Recipients	48%	45%	52%	49%	51%
ACT Below 19	43%	44%	42%	39%	43%

The first-time, full-time cohort includes degree-seeking students who enroll in college for the first time in fall (or in the prior summer and continued in the fall) and attempted at least 12 hours.

Three-Year Graduation Rate

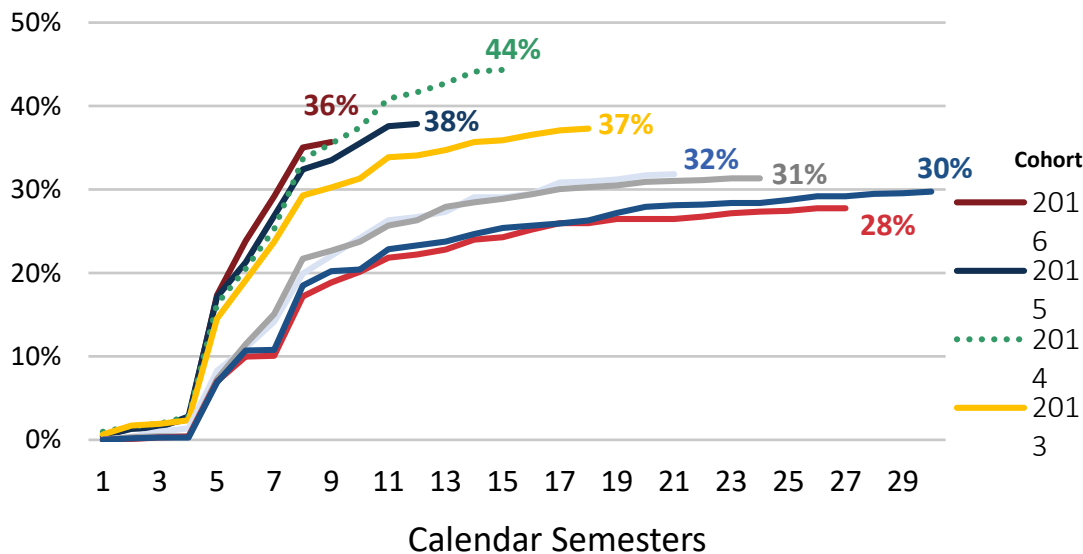


Success for the 2015 Freshman Cohort

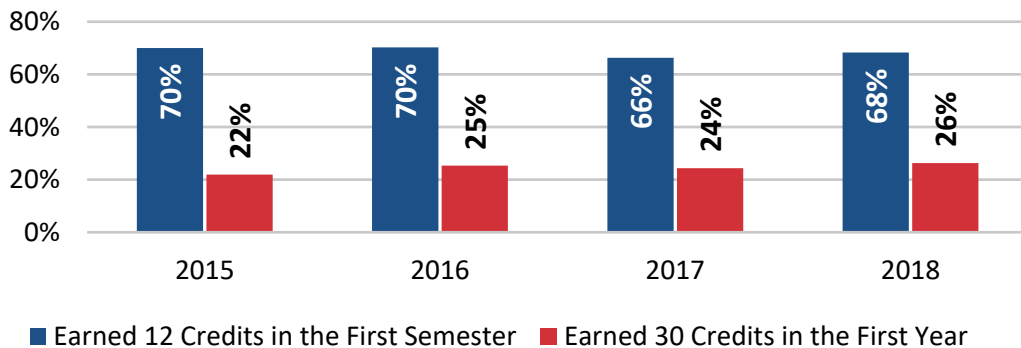


Success for the 2015 cohort includes the percent of students who earned a degree or certificate from any institution within or outside the TBR system, transferred to another institution, or were still enrolled as of spring/summer 2018.

Cumulative Graduation Rate

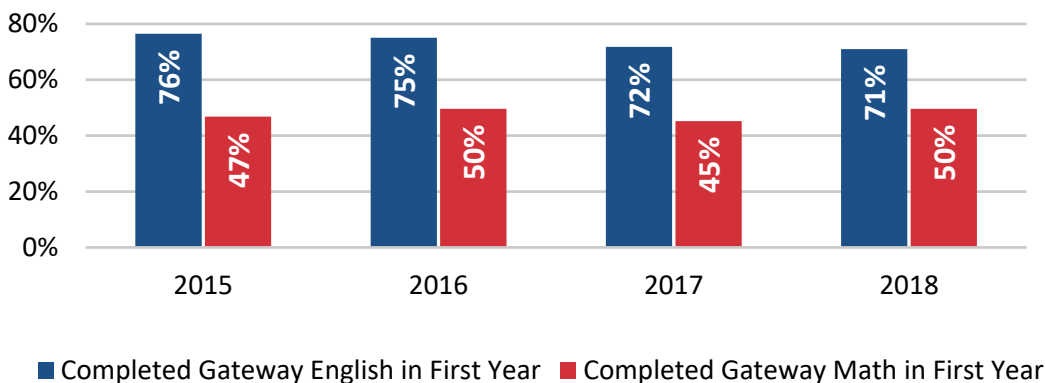


First-Year Momentum



Hours earned in the first year includes college-level and learning support hours in the fall, spring, and summer terms for students in the first-time, full-time freshman cohort.

Gateway Course Completion



Gateway courses are 1000-level English and Math courses. Year 1 includes courses in fall, spring, and summer. Completion rates are based on course outcomes for first-time-ever-in-college students.

Tennessee Promise: The 2017 Cohort

1,387 Motlow State students in the Third Cohort of Tennessee Promise

52.6% Overall Success Rate after Five Semesters of Promise Eligibility

Success for the 2017 Promise Cohort

29.8%
Graduated from Any College

8.9%
Transferred to Another Institution

13.8%
Still Enrolled after 3 Years

Success rates measure the percent of students who earned a degree or certificate, transferred to another institution, or were still enrolled at a TBR community college after five semesters. Promise success rates include data from the TBR student information system, THEC/TSAC, and the National Student Clearinghouse.

Tennessee Reconnect in 2018-19

1,091

Tennessee Reconnect students enrolled at Motlow State in fall 2018

71%

of incoming Reconnect students were new to higher education or were returning after at least a semester away

111

Reconnect students who enrolled in fall 2018 at Motlow State graduated in fall 2018 or spring 2019