

Success at
Northeast
State

1,405

Degrees &
Certificates
Awarded in
2018-19

57.3%

First-Year
Retention Rate
for the 2018
Cohort

32.5%

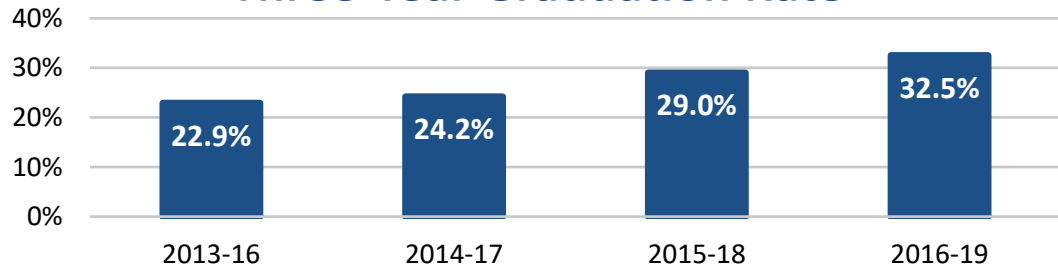
Three-Year
Graduation
Rate for the
2016 Cohort

First-Time, Full-Time Freshmen

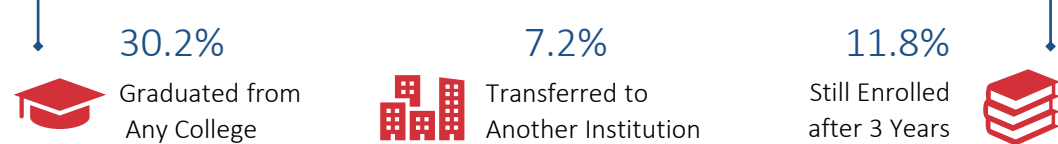
	Fall 2015	Fall 2016	Fall 2017	Fall 2018	Fall 2019
Total Cohort	1,439 students	1,357 students	1,486 students	1,324 students	1,275 students
White	90%	90%	90%	88%	88%
Black	3%	3%	2%	3%	3%
Hispanic	3%	3%	3%	4%	4%
Pell Recipients	60%	57%	60%	63%	61%
ACT Below 19	37%	36%	37%	35%	38%

The first-time, full-time cohort includes degree-seeking students who enroll in college for the first time in fall (or in the prior summer and continued in the fall) and attempted at least 12 hours.

Three-Year Graduation Rate

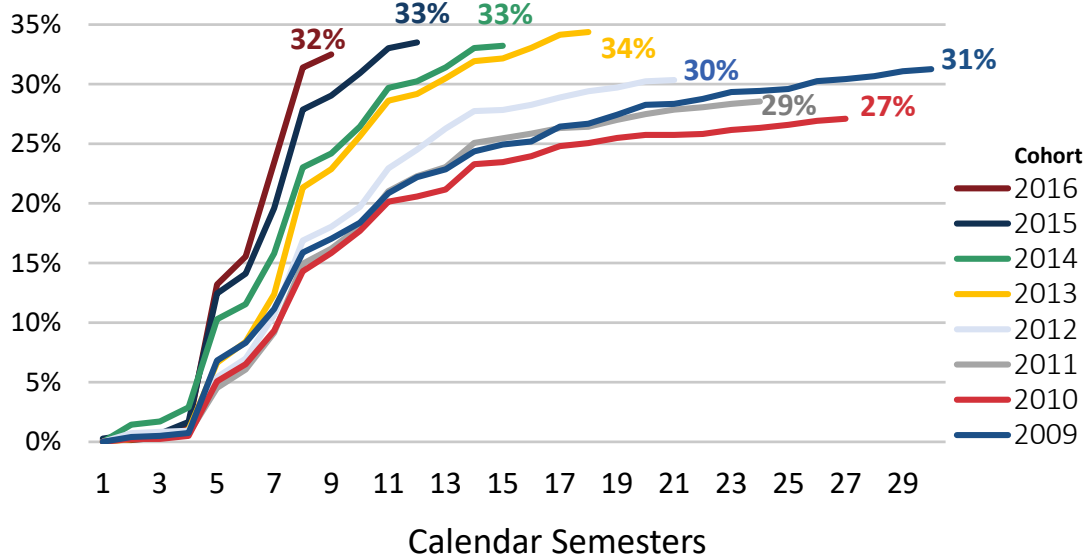


Success for the 2015 Freshman Cohort

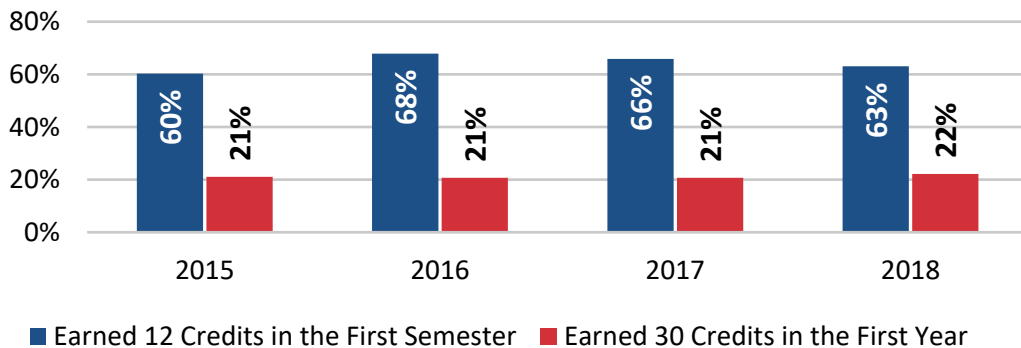


Success for the 2015 cohort includes the percent of students who earned a degree or certificate from any institution within or outside the TBR system, transferred to another institution, or were still enrolled as of spring/summer 2018.

Cumulative Graduation Rate

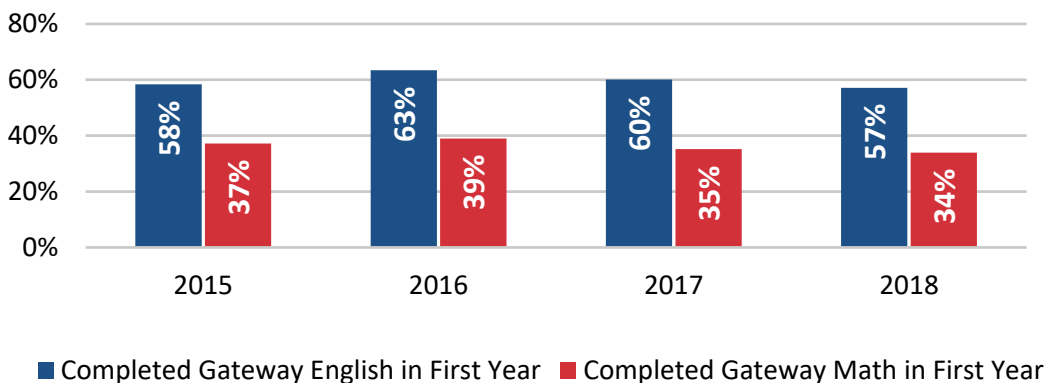


First-Year Momentum



Hours earned in the first year includes college-level and learning support hours in the fall, spring, and summer terms for students in the first-time, full-time freshman cohort.

Gateway Course Completion



Gateway courses are 1000-level English and Math courses. Year 1 includes courses in fall, spring, and summer. Completion rates are based on course outcomes for first-time-ever-in-college students.

Tennessee Promise: The 2017 Cohort

1,149 Northeast State students in the Third Cohort of Tennessee Promise

55.7% Overall Success Rate after Five Semesters of Promise Eligibility

Success for the 2017 Promise Cohort

28.5% Graduated from Any College

6.9% Transferred to Another Institution

20.4% Still Enrolled after 3 Years

Success rates measure the percent of students who earned a degree or certificate, transferred to another institution, or were still enrolled at a TBR community college after five semesters. Promise success rates include data from the TBR student information system, THEC/TSAC, and the National Student Clearinghouse.

Tennessee Reconnect in 2018-19

838

Tennessee Reconnect students enrolled at Northeast State in fall 2018

65%

of incoming Reconnect students were new to higher education or were returning after at least a semester away

82

Reconnect students who enrolled in fall 2018 at Northeast State graduated in fall 2018 or spring 2019