

Success at
Roane State

1,130

Degrees &
Certificates
Awarded in
2018-19

58.1%

First-Year
Retention Rate
for the 2018
Cohort

32.7%

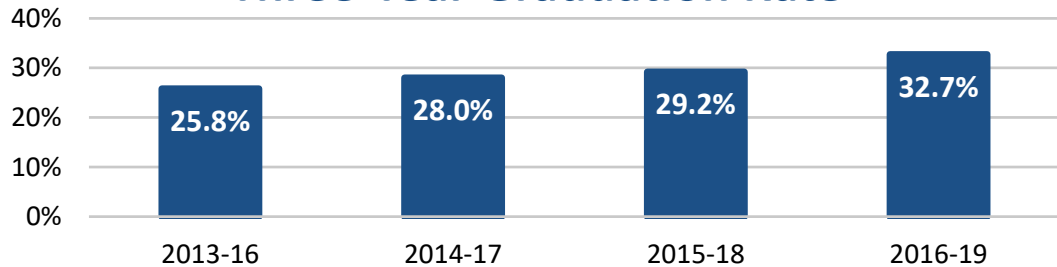
Three-Year
Graduation
Rate for the
2016 Cohort

First-Time, Full-Time Freshmen

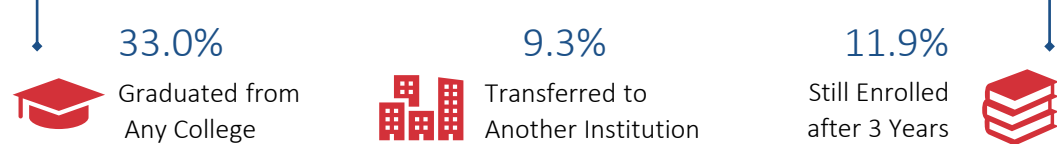
	Fall 2015	Fall 2016	Fall 2017	Fall 2018	Fall 2019
Total Cohort	1,284 students	1,225 students	1,268 students	1,189 students	1,117 students
White	92%	92%	91%	90%	88%
Black	3%	3%	3%	3%	3%
Hispanic	2%	3%	3%	4%	5%
Pell Recipients	57%	56%	59%	55%	56%
ACT Below 19	39%	38%	40%	33%	34%

The first-time, full-time cohort includes degree-seeking students who enroll in college for the first time in fall (or in the prior summer and continued in the fall) and attempted at least 12 hours.

Three-Year Graduation Rate

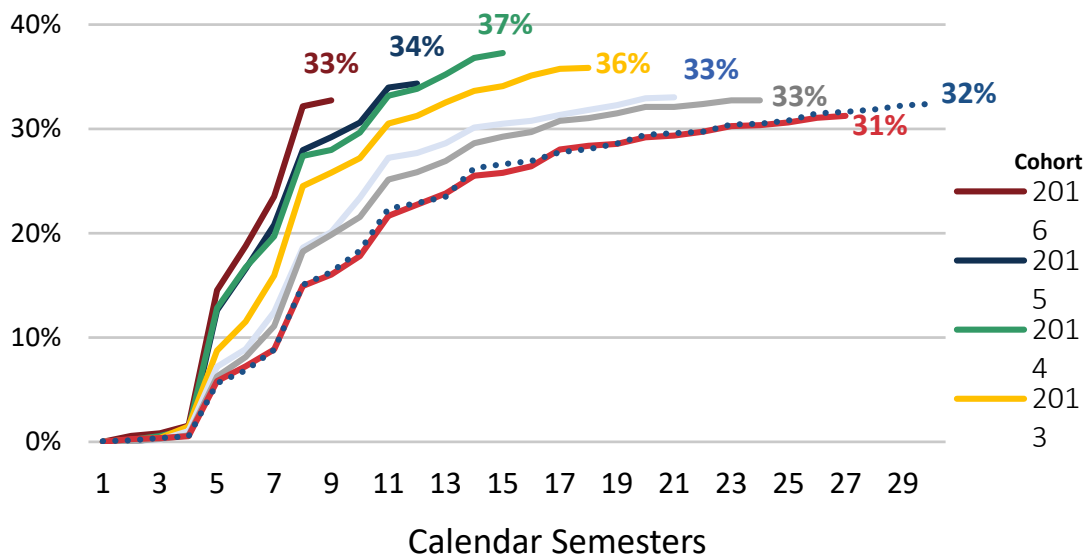


Success for the 2015 Freshman Cohort

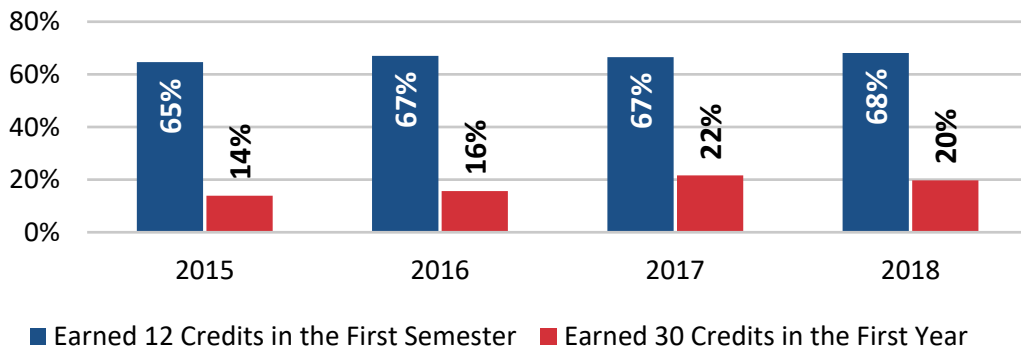


Success for the 2015 cohort includes the percent of students who earned a degree or certificate from any institution within or outside the TBR system, transferred to another institution, or were still enrolled as of spring/summer 2018.

Cumulative Graduation Rate

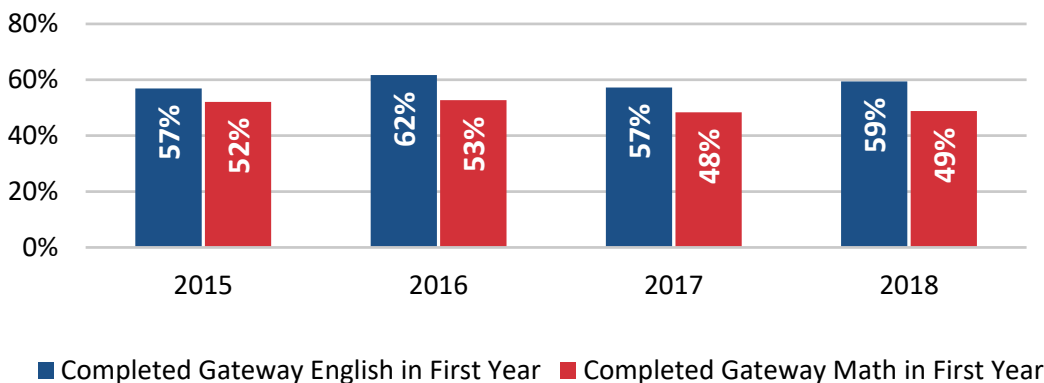


First-Year Momentum



Hours earned in the first year includes college-level and learning support hours in the fall, spring, and summer terms for students in the first-time, full-time freshman cohort.

Gateway Course Completion



Gateway courses are 1000-level English and Math courses. Year 1 includes courses in fall, spring, and summer. Completion rates are based on course outcomes for first-time-ever-in-college students.

Tennessee Promise: The 2017 Cohort

1,051 Roane State students in the Third Cohort of Tennessee Promise

53.9% Overall Success Rate after Five Semesters of Promise Eligibility

Success for the 2017 Promise Cohort

25.5%
Graduated from Any College

9.8%
Transferred to Another Institution

18.6%
Still Enrolled after 3 Years

Success rates measure the percent of students who earned a degree or certificate, transferred to another institution, or were still enrolled at a TBR community college after five semesters. Promise success rates include data from the TBR student information system, THEC/TSAC, and the National Student Clearinghouse.

Tennessee Reconnect in 2018-19

1,136

Tennessee Reconnect students enrolled at Roane State in fall 2018

57%

of incoming Reconnect students were new to higher education or were returning after at least a semester away

159

Reconnect students who enrolled in fall 2018 at Roane State graduated in fall 2018 or spring 2019