

Success at Southwest

1,125

Degrees & Certificates

Awarded in 2018-19

54.2%

First-Year

Retention Rate for the 2018 Cohort

13.7%

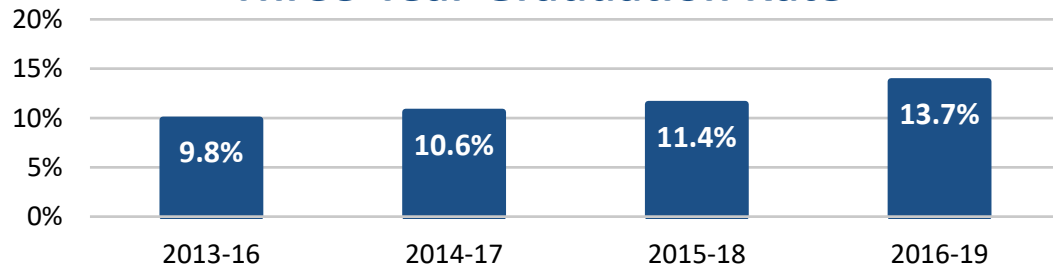
Three-Year Graduation Rate for the 2016 Cohort

### First-Time, Full-Time Freshmen

	Fall 2015	Fall 2016	Fall 2017	Fall 2018	Fall 2019
Total Cohort	<b>2,183</b> students	<b>1,956</b> students	<b>2,145</b> students	<b>2,028</b> students	<b>1,750</b> students
White	24%	27%	21%	23%	23%
Black	66%	62%	68%	63%	61%
Hispanic	5%	6%	6%	9%	10%
Pell Recipients	68%	69%	72%	61%	67%
ACT Below 19	68%	66%	65%	59%	66%

The first-time, full-time cohort includes degree-seeking students who enroll in college for the first time in fall (or in the prior summer and continued in the fall) and attempted at least 12 hours.

### Three-Year Graduation Rate

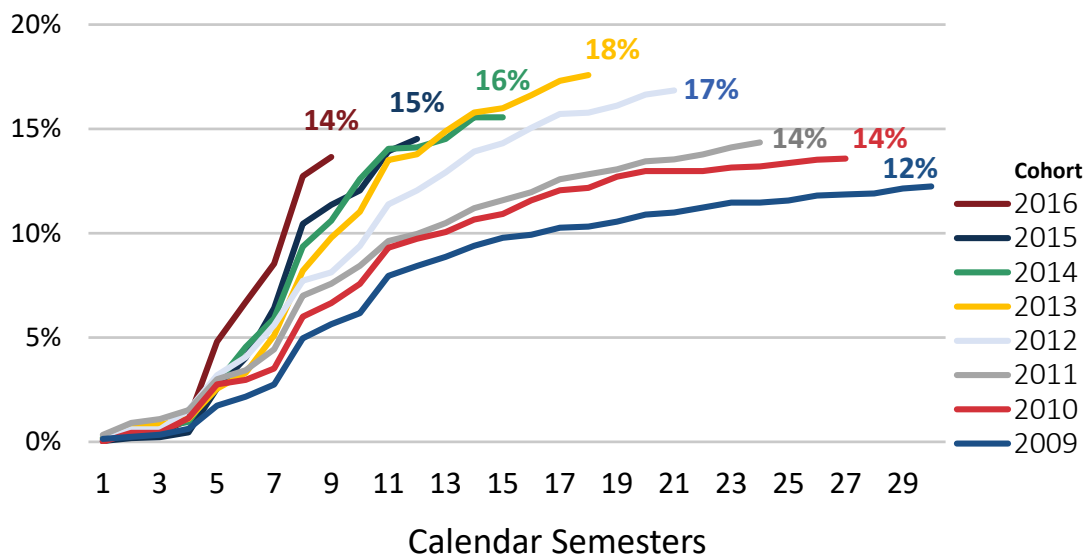


### Success for the 2015 Freshman Cohort

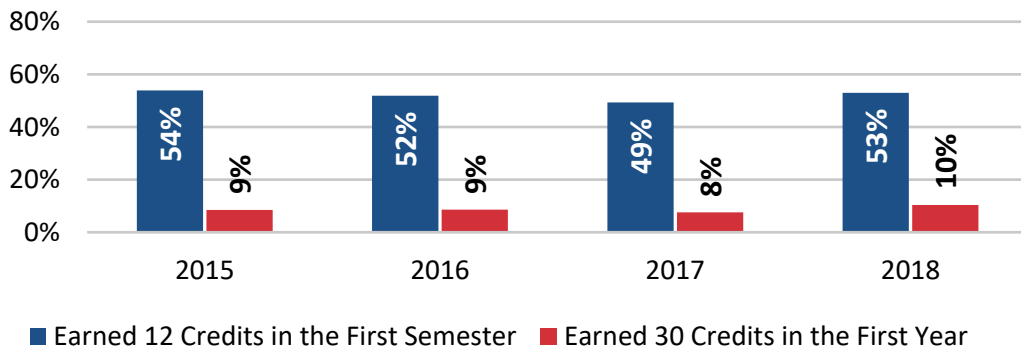


Success for the 2015 cohort includes the percent of students who earned a degree or certificate from any institution within or outside the TBR system, transferred to another institution, or were still enrolled as of spring/summer 2018.

### Cumulative Graduation Rate

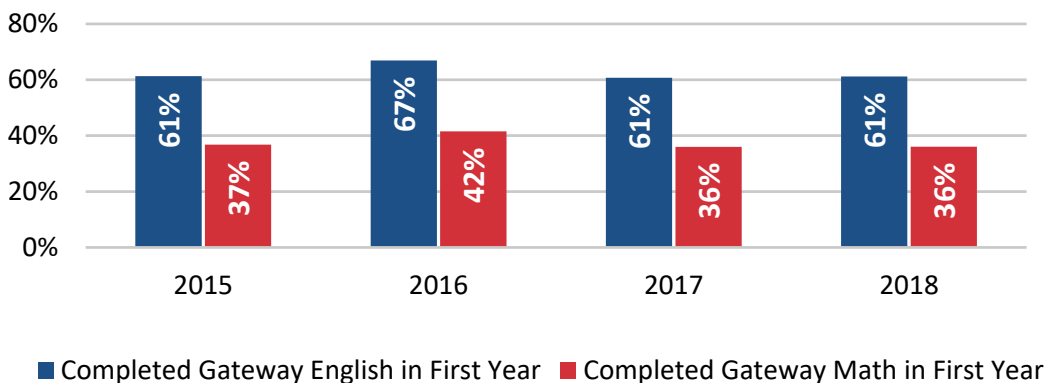


### First-Year Momentum



Hours earned in the first year includes college-level and learning support hours in the fall, spring, and summer terms for students in the first-time, full-time freshman cohort.

### Gateway Course Completion



Gateway courses are 1000-level English and Math courses. Year 1 includes courses in fall, spring, and summer. Completion rates are based on course outcomes for first-time-ever-in-college students.

### Tennessee Promise: The 2017 Cohort

**1,218** Southwest students in the Third Cohort of Tennessee Promise

**44.3%** Overall Success Rate after Five Semesters of Promise Eligibility

#### Success for the 2017 Promise Cohort

**9.4%** Graduated from Any College

**11.1%** Transferred to Another Institution

**23.9%** Still Enrolled after 3 Years

Success rates measure the percent of students who earned a degree or certificate, transferred to another institution, or were still enrolled at a TBR community college after five semesters. Promise success rates include data from the TBR student information system, THEC/TSAC, and the National Student Clearinghouse.

**Tennessee Reconnect in 2018-19**

**1,434**

Tennessee Reconnect students enrolled at Southwest in fall 2018

**57%**

of incoming Reconnect students were new to higher education or were returning after at least a semester away

**159**

Reconnect students who enrolled in fall 2018 at Southwest graduated in fall 2018 or spring 2019