



THE COLLEGE SYSTEM  
*of* TENNESSEE

# Transfer Student Success and Tennessee Promise

---

Transfer Student Success Symposium

East Tennessee State University

April 6, 2018

# Transfer Student Success and Tennessee Promise

Tennessee Promise:  
Success after Five Semesters

The Transfer Pipeline to ETSU

Promise Students at ETSU

Pathways to Success for Promise  
Transfer Students



TENNESSEE  
**Promise**

# About Tennessee Promise

Launched statewide in 2015

Last-dollar scholarship for recent high school graduates

Five semesters of eligibility

# **Tennessee Promise:** Success after Five Semesters

**13,287**

**Promise students  
enrolled at  
community  
colleges in Fall  
2015.**

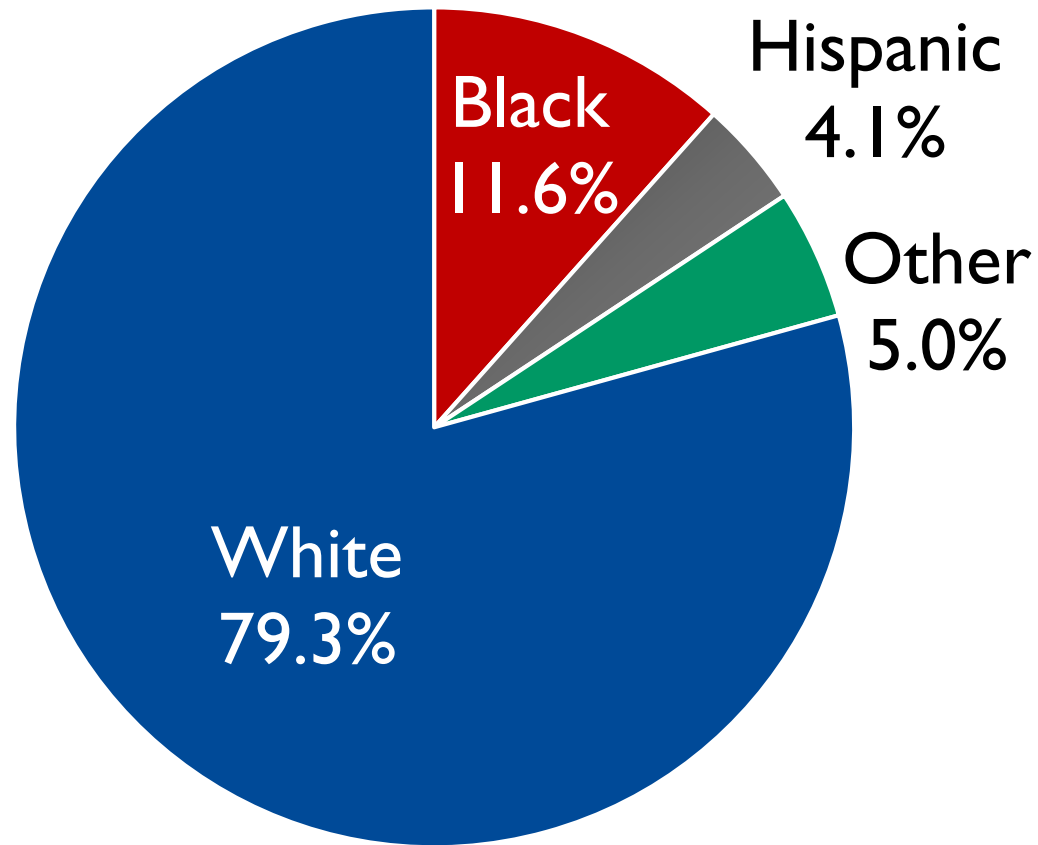
**\$588**

**Average Promise  
award in Fall  
2015.**

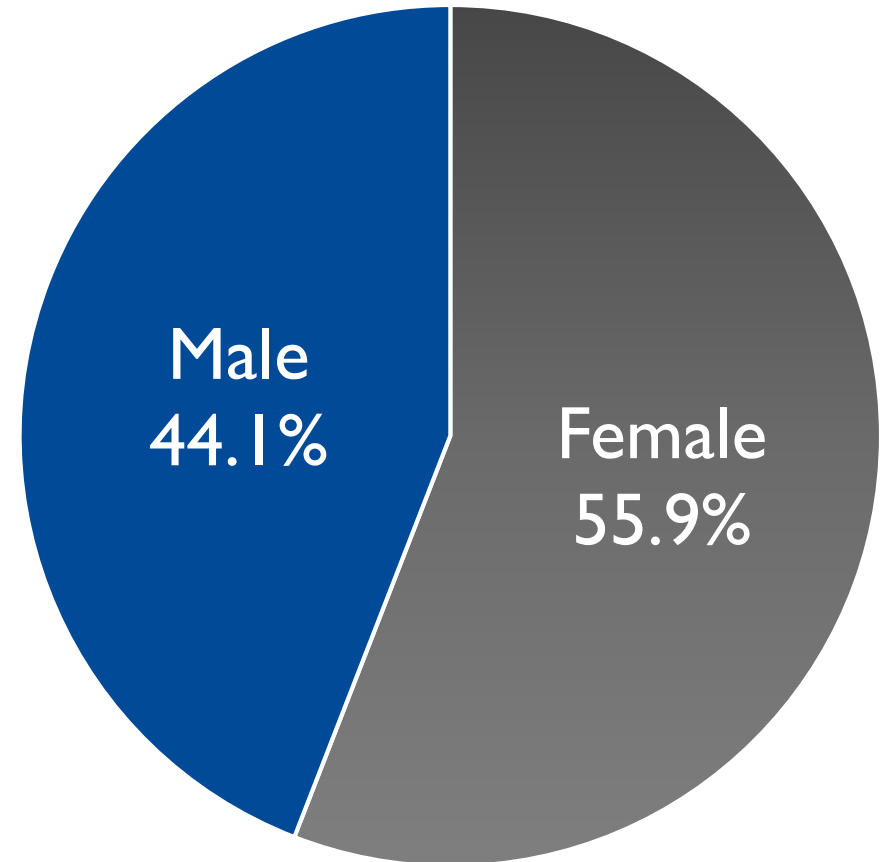
**48%**

**Percent of  
Promise students  
in Fall 2015 who  
were also Pell  
grant recipients.**

## By Race



## By Gender



# Student Success after Five Semesters

	<b>Promise (2015)</b>	<b>Non-Promise (2015)</b>	<b>Pre-Promise (2014)</b>
Graduated	<b>21.5%</b>	<b>8.3%</b>	<b>13.8%</b>
Transferred without a Degree	<b>10.1%</b>	<b>12.5%</b>	<b>12.2%</b>
Still Enrolled	<b>20.6%</b>	<b>20.0%</b>	<b>23.9%</b>



**52.2% overall success rate**



**2,857 students have earned a degree or certificate**



**2,578 Associate degrees and  
433 technical certificates**

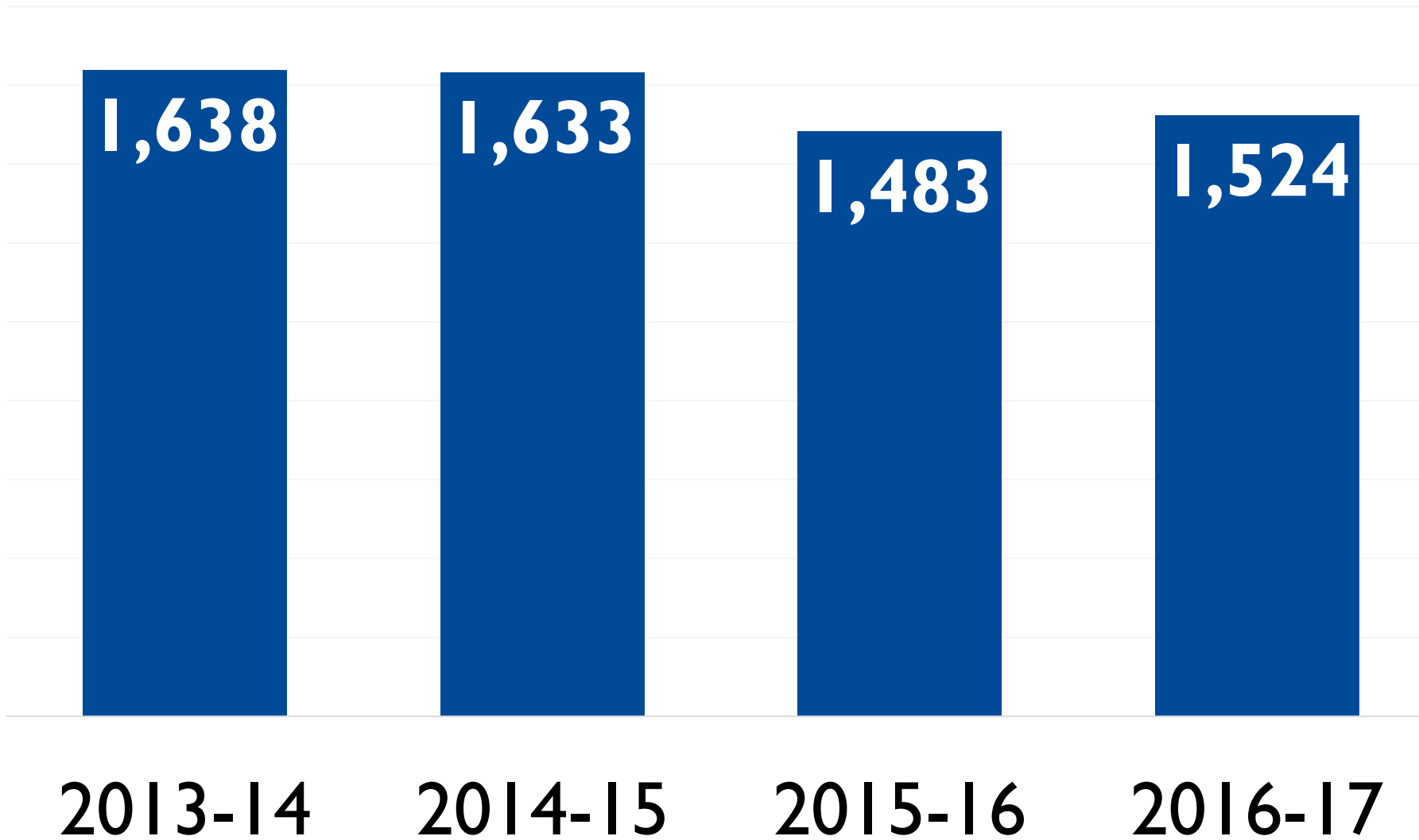


A photograph of a large, modern brick building with a curved glass facade, likely a university building. The building is surrounded by green trees and a paved walkway. The text "The Transfer Pipeline to ETSU" is overlaid in white, bold, sans-serif font.

# The Transfer Pipeline to ETSU

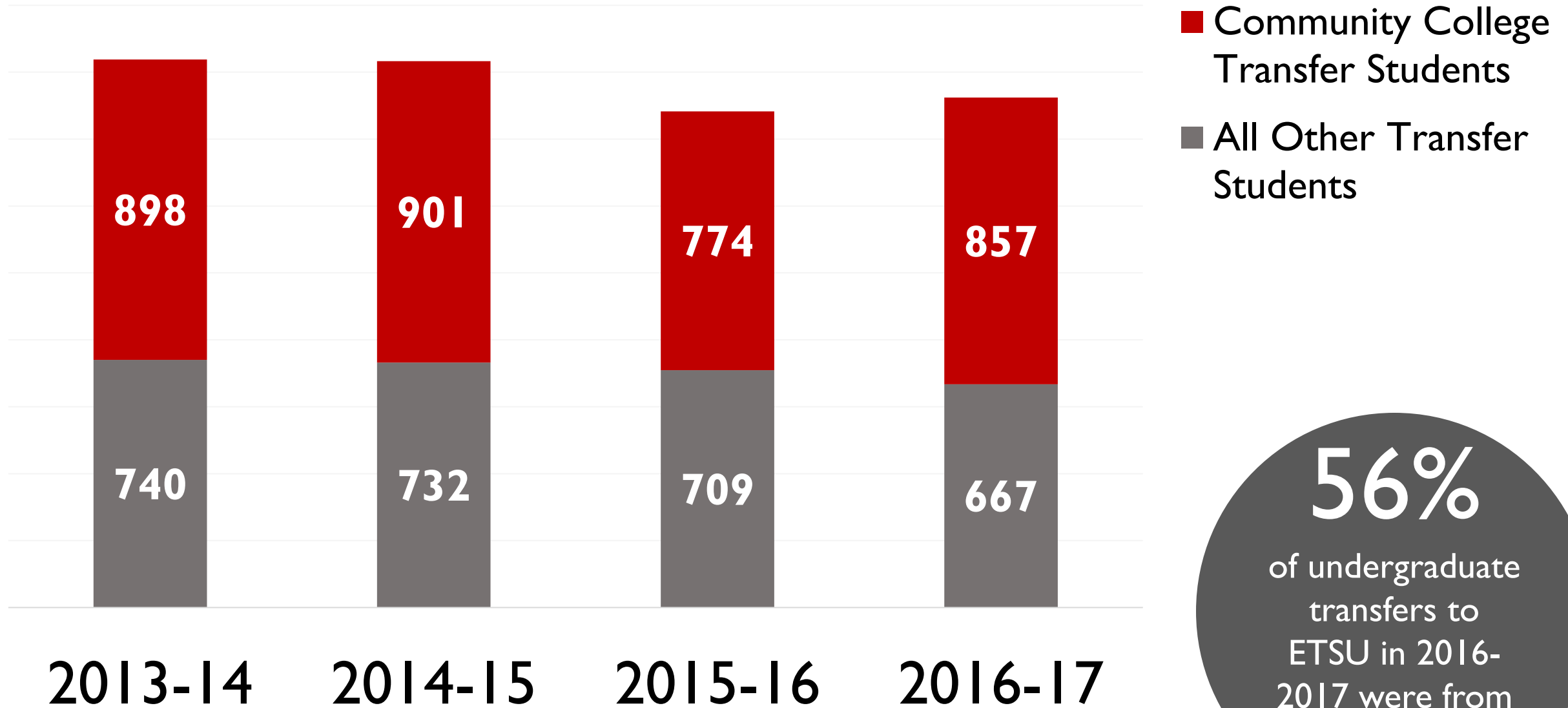
*Image via [Creative Commons](#)*

# Transfer Students at ETSU



**12%**  
of undergraduates  
enrolled at ETSU  
in 2016-2017  
were transfer  
students.

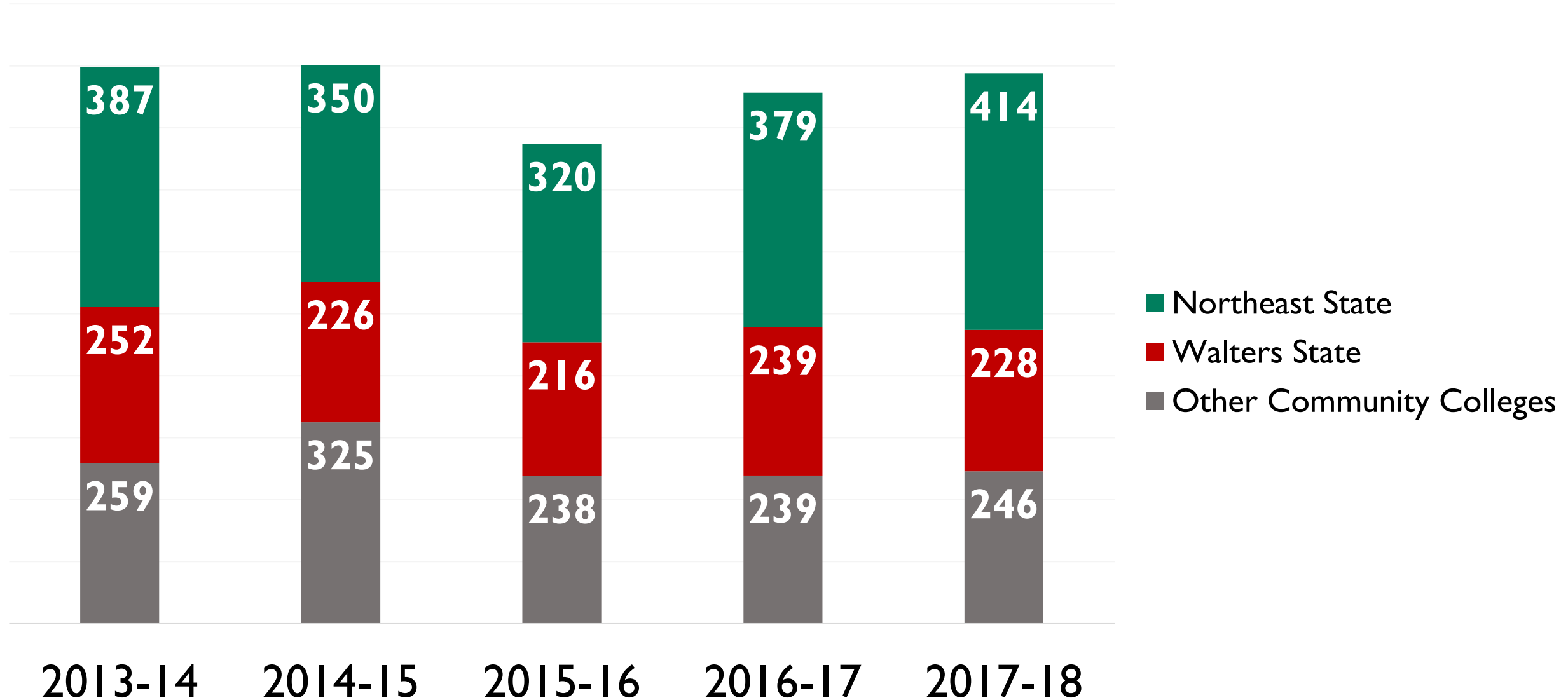
# Transfer Students from Community Colleges to ETSU



- Community College Transfer Students
- All Other Transfer Students

**56%**  
of undergraduate transfers to ETSU in 2016-2017 were from TN community colleges.

# The Community College Transfer Pipeline to ETSU



# **Promise Students at ETSU**

379

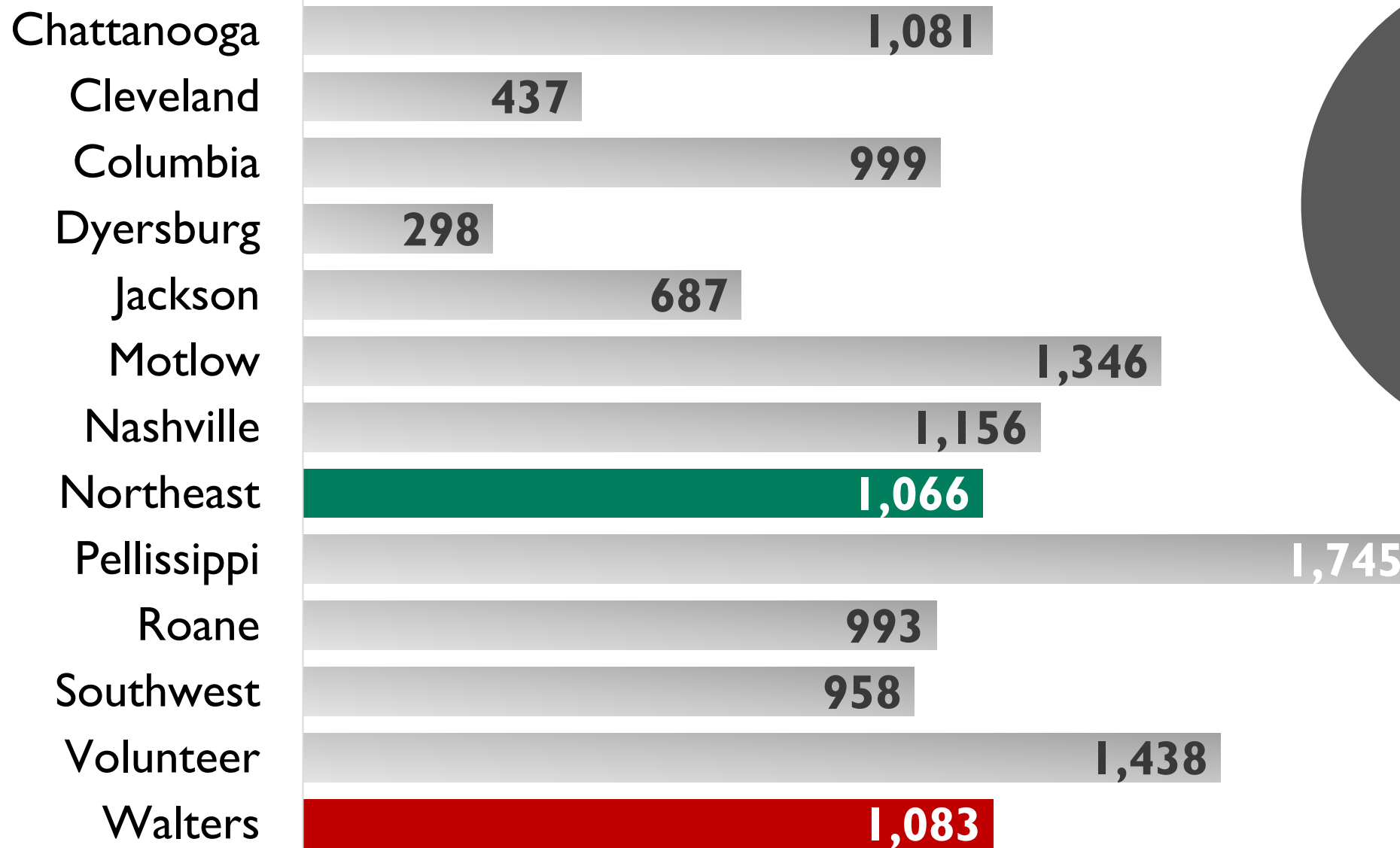
students from the first Promise cohort have transferred to ETSU since Spring 2016.

20%

of transfers from TN community colleges to ETSU since Spring 2016 were Promise students.

220

Promise students have transferred to ETSU with an Associate degree.



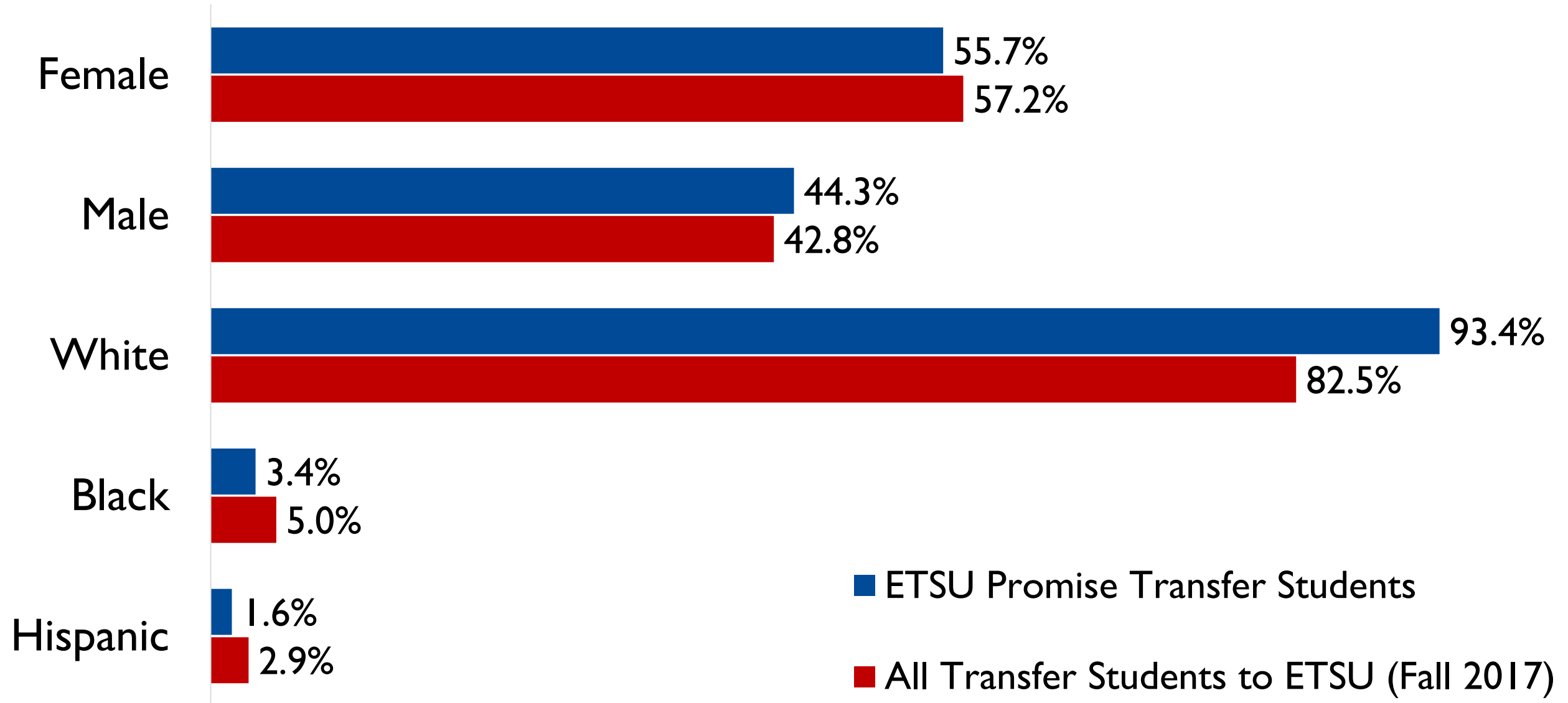
**16%**  
of Promise students were enrolled at Northeast or Walters State in Fall 2015.

	<b>At Community Colleges</b>	<b>At ETSU Pipeline Community Colleges</b>
Graduated	<b>21.5%</b>	<b>22.9%</b>
Transferred without a Degree	<b>10.1%</b>	<b>7.5%</b>
Still Enrolled	<b>20.6%</b>	<b>23.0%</b>






# Promise Transfers at ETSU




# Promise Transfers at ETSU

36.1%



*Pell recipients (in Fall 2015)*

34.8%



*First Generation College Students*

82.3%



*Lottery scholarship recipients (in Fall 2015)*



# Pathways to Success for Promise Students

*Image via [Creative Commons](#)*

**56%**

of Promise graduates  
from Northeast and  
Walters State have  
transferred to ETSU.

**93%**

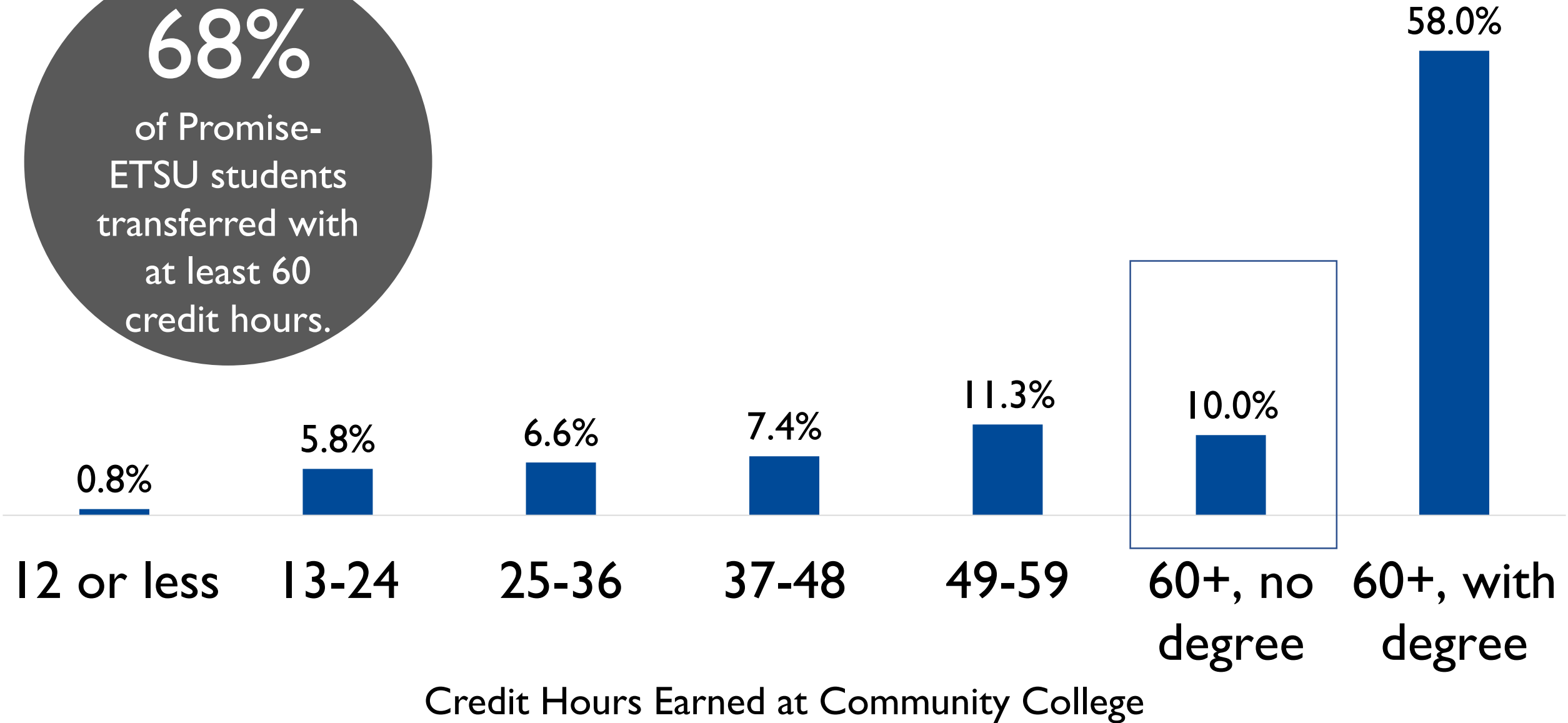
of Promise-ETSU  
transfers with an  
Associate degree  
majored in a program  
designed to transfer to  
a four-year university.

**58%**

of Promise-ETSU  
transfers earned an  
Associate degree.

# Credit Hours Earned by Promise-ETSU Students

**68%**  
of Promise-ETSU students transferred with at least 60 credit hours.



# ETSU Transfer Students in Fall 2017



From the two ETSU  
pipeline colleges

**All Community  
College  
Transfers**

**Promise  
Transfers**

72%

73%



Enrolled  
full-time at ETSU

87%

97%



Classified as juniors

56%

71%

# After Promise, What's Next?



Bachelor's degree completion?



Financial aid and other college costs?



Connection to the university community?



Other Promise student needs and challenges?