


2017 FUNDRAISING *and* GRANTS REPORT



THE COLLEGE SYSTEM
of TENNESSEE



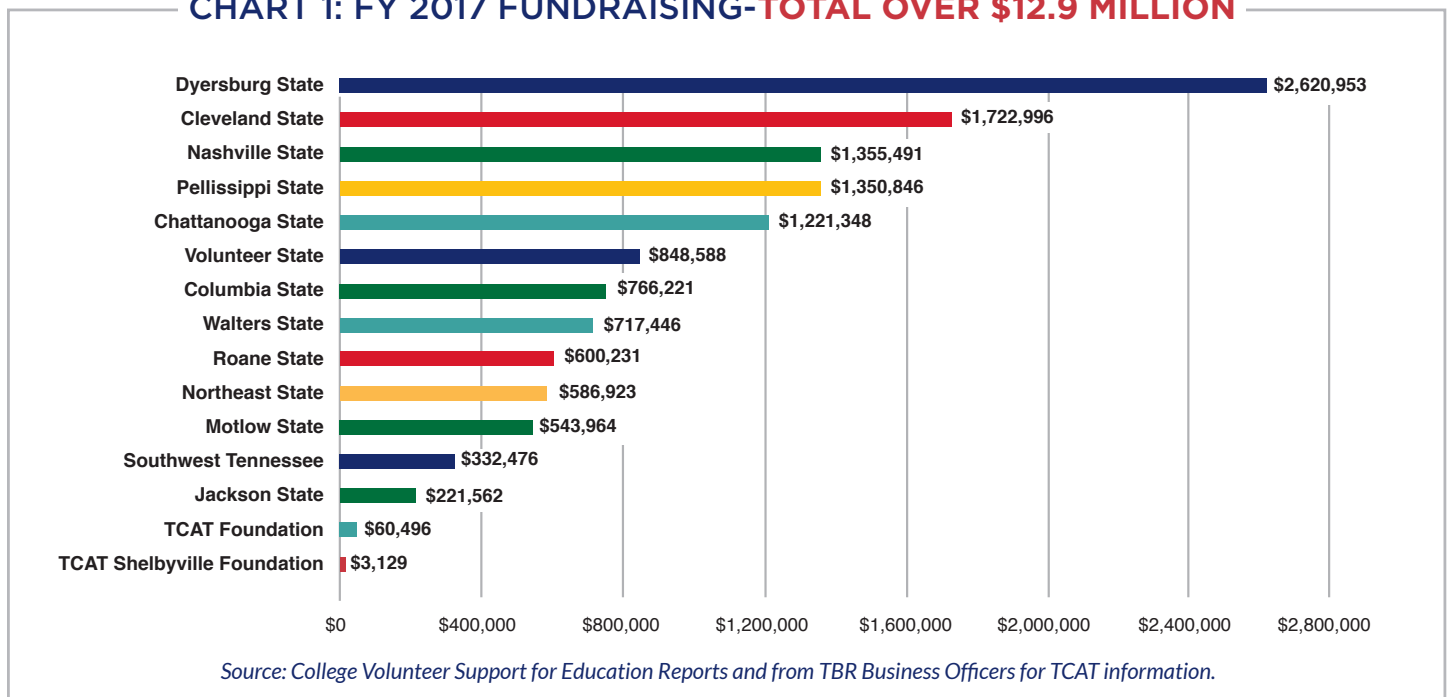
TBR COLLEGES RECEIVED ALMOST **\$69 MILLION** IN FUNDRAISING AND GRANTS IN FISCAL YEAR **2017**

Each fall, the Tennessee Board of Regents' community colleges complete the Voluntary Support for Education (VSE) report to the Council for Aid to Education. The report describes fundraising results for the previous fiscal year from individuals, corporations, foundations, and alumni for operations and capital projects. The information below pulls from these reports for the 13 community colleges, the TCAT Foundation, and the TCAT Shelbyville Foundation. The TCAT foundations did not complete the VSE report, but data from their FY 2017 financials are included.

FUNDS RAISED IN FY 2017

In FY 2017, community college and technical college foundations raised \$12.9 million. In Chart 1 below, Dyersburg State raised the largest amount at \$2.6 million, with five colleges raising at least \$1 million.

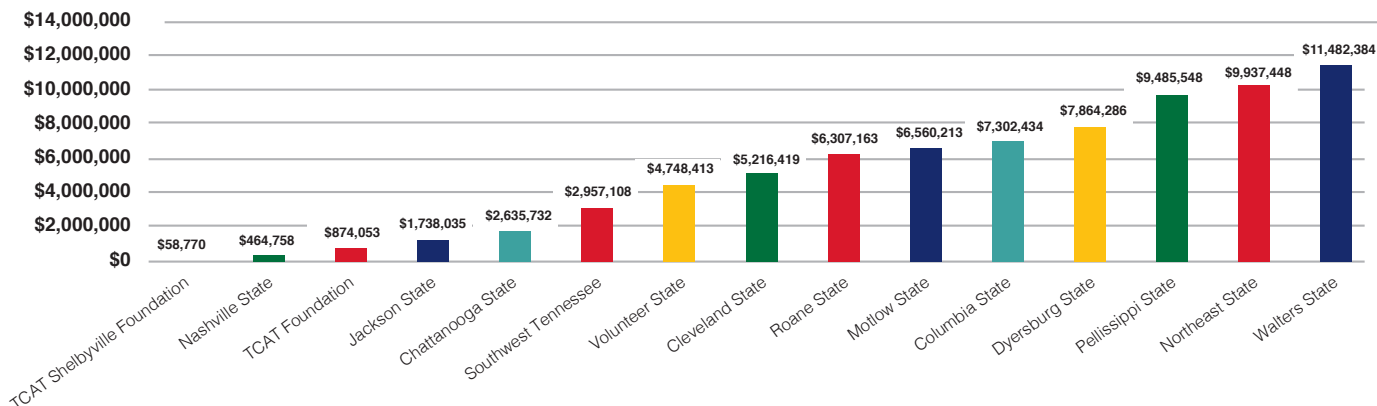
CHART 1: FY 2017 FUNDRAISING-TOTAL OVER \$12.9 MILLION



VALUE OF FOUNDATION ENDOWMENTS

The FY 2017 value of foundation endowments in the TBR system total over \$77.6 million. Individual college endowments vary greatly, from \$58,770 at TCAT Shelbyville to Walters State's almost \$11.5 million. (See Chart 2 below)

CHART 2: FY 2017 ENDOWMENT MARKET VALUE-TOTAL OVER \$77.6 MILLION



Source: College Volunteer Support for Education Reports and from TBR Business Officers for TCAT information.

WHO INVESTS IN OUR COLLEGES AND STUDENTS?

Community colleges receive most of their donations from non-alumni individuals, corporations, foundations and other organizations. Below is a breakdown of the percent of donations in FY 2017 from types of donor groups.

CHART 3: COMMUNITY COLLEGE DONATIONS BY DONOR GROUP FY 17

Donor Group	Percentage of Total
Fundraising Consortia and Other Groups	36.2%
Individuals (not alumni or parents)	29.4%
Corporations	22.4%
Foundations	10.6%
Alumni	1.3%
Religious Organizations	.1%
Parents	0%

Source: College Volunteer Support for Education Reports.
Calculations compiled by TBR staff.

CHART 4: LARGEST GIFTS TO TCAT FOUNDATION IN FY 2017

Donor	Amount	College
Gene Haas Foundation	\$15,000	TCAT Covington
Hayden Family and Novartis Corporation	\$10,380	All TCATs (Scholarship)
Foundation for Geriatric Education	\$8,500	TCAT Nashville

Source: TCAT Foundation 2016-17 report.

The TCAT Foundation is open to participation by all 27 TCATs, which can have accounts within the foundation. Currently, 23 TCATs participate. In addition, there are three accounts within the foundation for specific scholarships, an account for the Outstanding Student of the Year, an account for Skills USA, and a general account for the TCATs. Several TCATs accept donations of equipment and supplies that are not recorded through the TCAT Foundation, instead donations are made directly to the college. Some TCATs also have annual fundraising events to support the campus that are not processed through the TCAT foundation and not reflected in the TCAT fundraising numbers. TCAT Shelbyville has its own separate foundation.



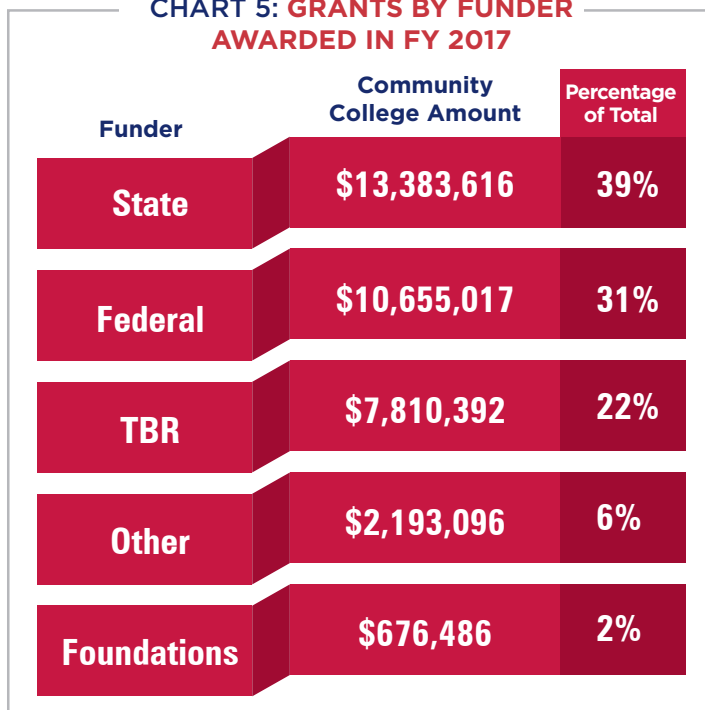
GRANTS TO TBR COLLEGES IN FY 2017

This year is the first time TBR staff has collected campus and system grant information to present to the Board of Regents. Although usually earmarked for specific purposes, grants are an important source of external funding and the information is included to present a broader picture of external investment in our colleges and system.

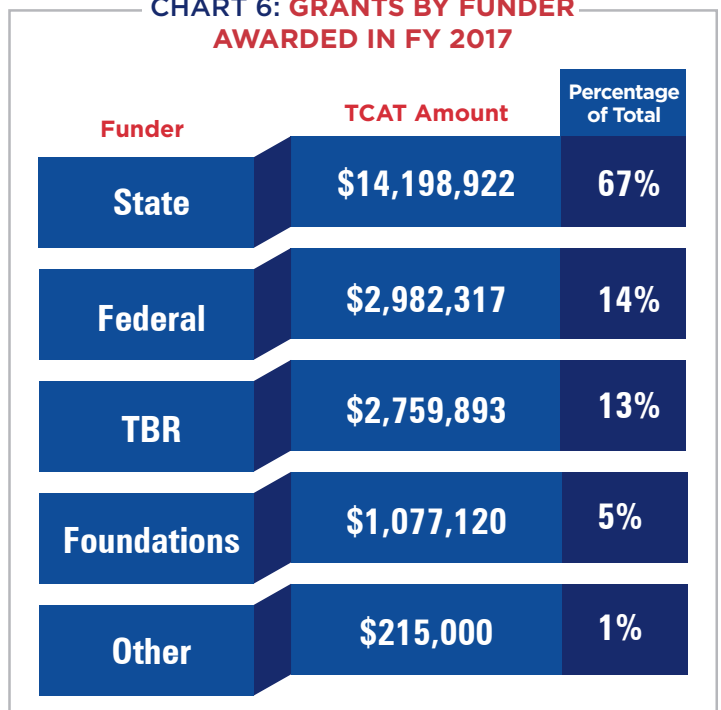
- In FY 2017, the TBR system and its colleges were awarded almost \$56 million in grants.

These include grants from the state and federal governments, foundations, other organizations, and TBR grants to campuses that involve state dollars or federal Perkins funds. The community colleges were awarded over \$34.7 million in grants during the fiscal year. Eight of the 13 community colleges were each awarded over \$2 million in grants. The state was the largest funder of grants awarded to our institutions, followed by the federal government.

**CHART 5: GRANTS BY FUNDER
AWARDED IN FY 2017**

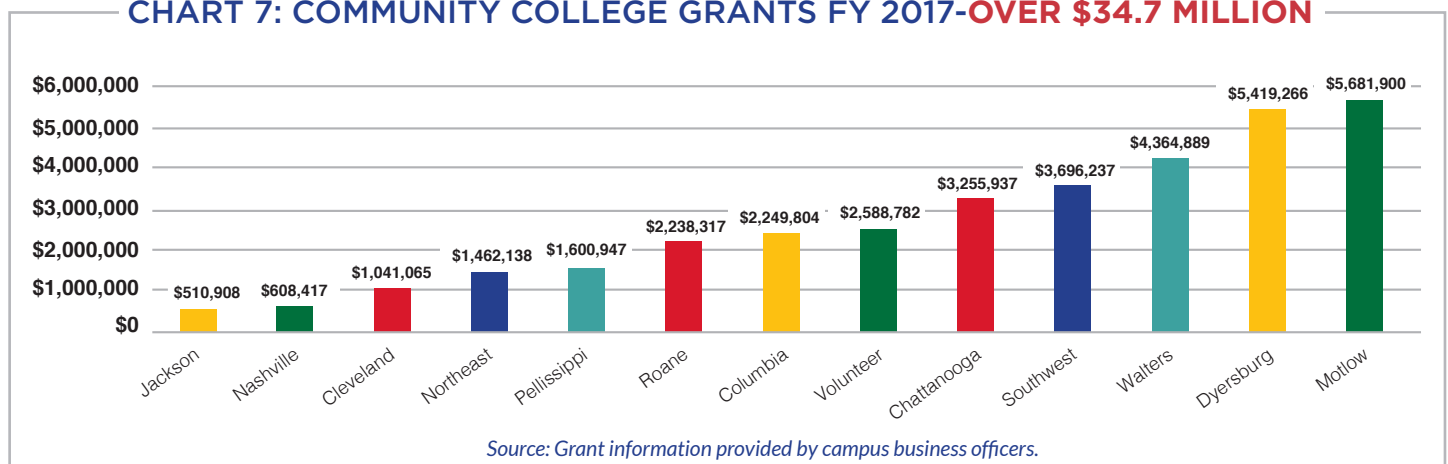


**CHART 6: GRANTS BY FUNDER
AWARDED IN FY 2017**



Source: Grant information provided by campus business officers.

CHART 7: COMMUNITY COLLEGE GRANTS FY 2017-OVER \$34.7 MILLION



Source: Grant information provided by campus business officers.

• In FY 2017, TCATs won almost \$21.2 million in grants.

Six TCATs were awarded over \$1 million in grants during FY 17 (Athens, Hartsville, Hohenwald, Pulaski, Knoxville, and Memphis). This information is reported from the TCAT business officers. Below is the chart that shows the per campus awards.

**CHART 8: TCAT GRANTS AWARDED
IN FY 2017**

COLLEGE	AMOUNT AWARDED
TCAT Elizabethton	\$0
TCAT Shelbyville	\$5,878
TCAT Jackson	\$50,000
TCAT Livingston	\$50,000
TCAT Covington	\$53,000
TCAT Chattanooga	\$65,000
TCAT Paris	\$80,561
TCAT Crossville	\$82,000
TCAT Oneida/Huntsville	\$83,000
TCAT McMinnville	\$102,959
TCAT McKenzie	\$158,116
TCAT Newbern	\$198,000
TCAT Whiteville	\$289,750
TCAT Ripley	\$303,000
TCAT Harriman	\$314,000
TCAT Crump	\$315,076
TCAT Nashville	\$645,998
TCAT Morristown	\$787,729
TCAT Dickson	\$823,000
TCAT Jacksboro	\$893,500
TCAT Murfreesboro	\$955,000
TCAT Hartsville	\$1,013,009
TCAT Hohenwald	\$1,072,000
TCAT Athens	\$1,486,800
TCAT Pulaski	\$3,226,350
TCAT Knoxville	\$3,295,451
TCAT Memphis	\$4,899,074

Source: Grant information provided by campus business officers.

