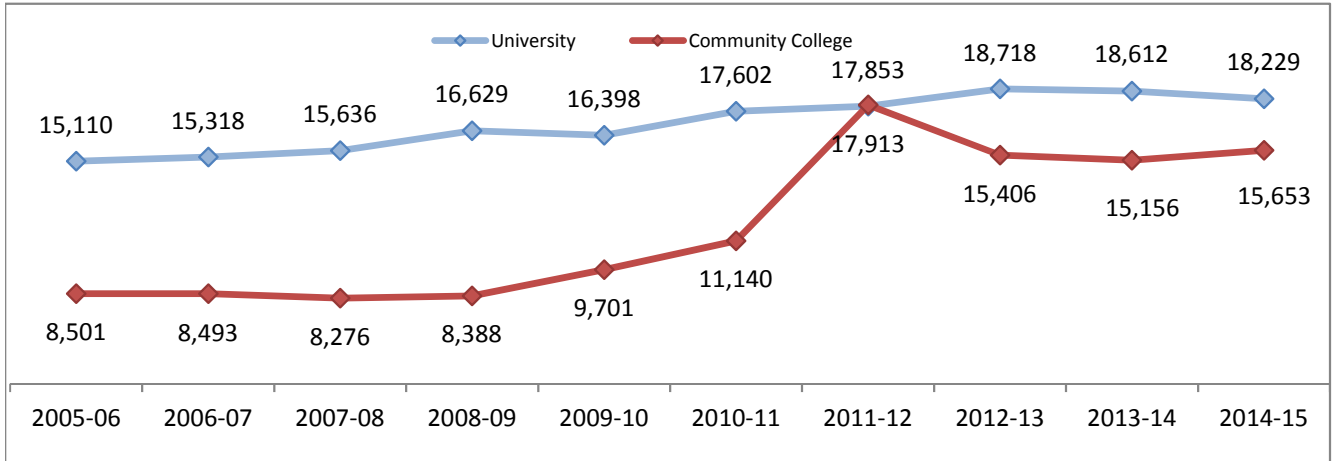


**Tennessee Board of Regents**  
**Report of Graduates: 2014-15**  
Universities and Community Colleges

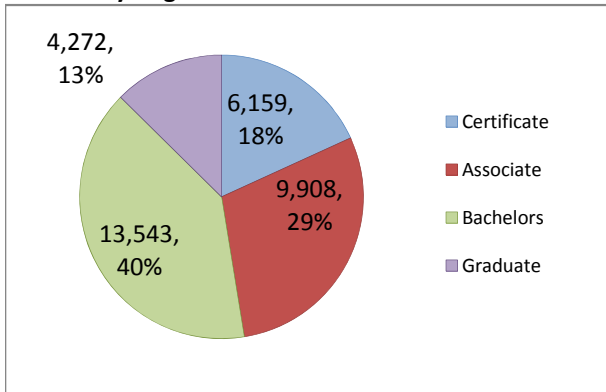
**Awards by Degree Level:**

	Certificate Degree	Associate Degree	Bachelors Degree	Graduate Certificate	Masters Degree	Education Specialist	Doctoral Degree	Medical and Law	Total Awards
APSU	0	298	1,469	5	300	13	0	0	2,085
ETSU	0	0	2,276	47	582	3	122	145	3,175
MTSU	0	0	4,086	9	791	56	30	0	4,972
TSU	0	116	872	50	408	8	54	0	1,508
TTU	0	0	1,866	0	310	31	19	0	2,226
UM	0	0	2,974	113	915	14	138	109	4,263
<b>Uni. Total</b>	<b>0</b>	<b>414</b>	<b>13,543</b>	<b>224</b>	<b>3,306</b>	<b>125</b>	<b>363</b>	<b>254</b>	<b>18,229</b>
ChSCC	329	945	0	0	0	0	0	0	1,274
CISCC	544	369	0	0	0	0	0	0	913
CoSCC	289	687	0	0	0	0	0	0	976
DSCC	183	308	0	0	0	0	0	0	491
JSCC	313	468	0	0	0	0	0	0	781
MSCC	111	597	0	0	0	0	0	0	708
NaSCC	904	669	0	0	0	0	0	0	1,573
NeSCC	281	828	0	0	0	0	0	0	1,109
PSCC	1,286	1,366	0	0	0	0	0	0	2,652
RSCC	161	819	0	0	0	0	0	0	980
STCC	378	741	0	0	0	0	0	0	1,119
VSCC	404	885	0	0	0	0	0	0	1,289
WSCC	976	812	0	0	0	0	0	0	1,788
<b>C.C. Total</b>	<b>6,159</b>	<b>9,494</b>	<b>0</b>	<b>0</b>	<b>0</b>	<b>0</b>	<b>0</b>	<b>0</b>	<b>15,653</b>
<b>Total</b>	<b>6,159</b>	<b>9,908</b>	<b>13,543</b>	<b>224</b>	<b>3,306</b>	<b>125</b>	<b>363</b>	<b>254</b>	<b>33,882</b>


**10 Year Award Trend:**



**Awards by Degree Level:**



**Awards by Institution Region:**



**Tennessee Board of Regents**  
**Report of Graduates: 2014-15**  
Universities and Community Colleges

**Community College Certificates Analysis:**

	Less Than 1 Year		Between 1 and 2 Years		Total Formula*	Total All
	Technical	Academic	Gen. Ed.	Other		
ChSCC	167	0	0	162	329	329
CISCC	258	91	188	7	265	544
CoSCC	98	52	82	57	155	289
DSCC	46	8	109	20	66	183
JSCC	83	214	2	14	97	313
MSCC	111	0	0	0	111	111
NaSCC	84	462	223	135	219	904
NeSCC	158	0	0	123	281	281
PSCC	583	699	0	4	587	1,286
RSCC	66	0	0	95	161	161
STCC	337	1	7	33	370	378
VSCC	325	0	0	79	404	404
WSCC	451	0	510	15	466	976
<b>Total</b>	<b>2,767</b>	<b>1,527</b>	<b>1,121</b>	<b>744</b>	<b>3,511</b>	<b>6,159</b>

\* Less than 1 year technical certificates and 1 to 2 year non-general education