Tennessee Board of Regents
Facilities Development Program

SBC Number	Location	Project Name	Status	Total	AP	SB	Intensity
166/000-01-2005	Statewide	Facility Maintenance Inspection Program	C	237,163.00	*		0.25
166/000-01-2005A	Statewide	EH&S Training	C	25,000.00	*		0.25
166/000-01-2005B	Statewide	PFI System Physical Facilities Inventory	C	133,568.40	*		0.25
166/000-05-2009A	Statewide	Commissioning Agent	C	0.00	*		0.25
166/000-05-2009B	Statewide	Commissioning Agent	C	0.00	*		0.25
166/000-05-2009C	Statewide	Commissioning Agent	C	0.00	*		0.25
166/000-01-2010E9	Statewide	Root Project Athens	2	352,000.00	*		0.25
166/000-02-2010	Statewide	Regional Consultants	C	265.00	*		0.25
166/000-02-2010A	Statewide	Regional Architectural Consultant	C	80,000.00	*		0.25
166/000-02-2010B	Statewide	Regional Engineering Consultant	C	260,000.00	*		0.25
166/000-02-2010C	Statewide	Middle Tennessee Architectural Consultant	C	170,000.00	*		0.25
166/000-02-2010D	Statewide	Middle Tennessee Engineering Consultant	C	70,000.00	*		0.25
166/000-02-2010E	Statewide	Architectural Consultant	C	20,000.00	*		0.25
166/000-02-2010EE	Statewide	East TN Engineeer Regional Consultants	C	150,345.00	*		0.25
166/000-02-2010F	Statewide	East-Mid-State Regional Architectural Consultar	C	130,000.00	*		0.25
166/000-02-2010G	Statewide	East-State Regional Architectural Consultant	C	20,000.00	*		0.25
166/000-02-2010H	Statewide	East-State Regional Engineering Consultant	C	80,000.00	*		0.25
166/000-02-2010I	Statewide	Southeast-State Regional Consultant	C	20,000.00	*		0.25
166/000-02-2010J	Statewide	Environmental Consultant	C	450,000.00	*		0.25
166/000-02-2010K	Statewide	Codes Consultant	C	50,000.00	*		0.25
166/000-02-2010L	Statewide	Building Envelope Consultant	C	300,000.00	*		0.25
166/000-02-2010M	Statewide	ADA Consultant	C	280,000.00	*		0.25
166/000-02-2010N	Statewide	Structural Consultants	C	105,000.00	*		0.25
166/000-02-2010O	Statewide	Storm Water Consultant	C	140,000.00	*		0.25
166/000-02-2010P	Statewide	Sustainability Consultant	C	20,000.00	*		0.25
166/000-02-2010Q	Statewide	Geo Tech Consultants	C	100,000.00	*		0.25
166/000-02-2010R	Statewide	Interior Design Consultants	C	300,000.00	*		0.25
166/000-02-2010S	Statewide	Mid TN Architectural Regional Consultants	C	310,265.00	*		0.25
166/000-02-2010T	Statewide	Mid TN Architectural Regional Consultants	C	500,000.00	*		0.25
166/000-02-2010U	Statewide	Mid TN Engineering Regional Consultants	C	440,115.00	*		0.25
166/000-02-2010V	Statewide	Mid TN Engineering Regional Consultants	C	60,000.00	*		0.25
166/000-02-2010W	Statewide	East Mid TN Architect Regional Consultants	C	260,000.00	*		0.25
166/000-02-2010WA	Statewide	West Architect Regional Consultants	C	60,000.00	*		0.25
166/000-02-2010WB	Statewide	West Architect 2 Regional Consultant	C	50,000.00	*		0.25
166/000-02-2010WE	Statewide	West Engineer Regional Consultants	C	250,840.00	*		0.25
166/000-02-2010X	Statewide	East TN Architect Regional Consultants	C	240,000.00	*		0.25
166/000-02-2010Y	Statewide	East TN Engineering Regional Consultants	C	0.00	*		0.25
166/000-01-2011Z1	Statewide	Admin and Education Bldgs Roof Replacements	7	1,852,319.00	*		2.61
166/000-02-2011C2	Statewide	Accessibility (ADA) Adaptation	6	117,815.00	*		0.25
166/000-02-2011E1	Statewide	Accessibility (ADA) Adaptation	7	290,743.14	*		0.25
166/000-01-2013A	Statewide	Architect-TCAT Maintenance Repairs/Correction	C	75,720.62	*		0.25
166/000-01-2013A3	Statewide	Doors & Hardware	6	204,425.00	*		0.25
166/000-01-2013A4	Statewide	Door and Hardware Replacement	6	173,333.00	*		0.25
166/000-01-2013E	Statewide	Engineer - TCAT Maintenance Repairs & Correc	C	33,996.00	*		0.25
166/000-03-2013	Statewide	System-wide Specialty Consultants	C	0.00	*		0.25
166/000-03-2013A	Statewide	ADA Consultant Specialty Consultants	C	350,000.00	*		0.25
166/000-03-2013B	Statewide	Building Envelope Specialty Consultants	C	300,000.00	*		0.25
166/000-03-2013C	Statewide	Codes Specialty Consultants	C	30,000.00	*		0.25
166/000-03-2013D	Statewide	Structural Specialty Consultants	C	250,000.00	*		0.25
166/000-03-2013E	Statewide	Environmental Specialty Consultants	C	700,000.00	*		0.25
166/000-03-2013F	Statewide	Stormwater Consultant Specialty Consultants	C	370,000.00	*		0.25
166/000-04-2013E1	Statewide	Interior Reno /Machine Room Exp.	6	859,590.00	*		0.75
166/000-04-2013E2	Statewide	Greenhouse	6	2,256,062.94	*		3.11
166/000-04-2013E3	Statewide	Diesel and Automotive Lab	7	2,166,050.00	*		3.01
166/000-04-2013E4	Statewide	Cosmetology Renovations	6	419,010.00	*		0.25
166/000-04-2013E6	Statewide	Interior Renovations	4	946,000.00	*		0.75
166/000-04-2013E7	Statewide	TCAT Shelbyville Truck Driving	3	275,000.00	*		0.25

Tennessee Board of Regents
Facilities Development Program

SBC Number	Location	Project Name	Status	Total	AP	SB	Intensity
166/000-04-2013F1	Statewide	Motorcycle/ Marine Expansion	2	1,815,000.00	*		2.55
166/000-04-2013F2	Statewide	Hybrid Auto/ Nursing - Surgical	1	1,375,000.00	*		1.83
166/000-04-2013F3	Statewide	TCRenovation/ Migration	1	3,300,000.00	*		4.11
166/000-04-2013F4	Statewide	New Shop Building	2	3,200,000.00	*		4.03
166/000-04-2013F5	Statewide	Renovations	2	475,000.00	*		0.25
166/000-04-2013F6	Statewide	Undefined	0	0.00	*		0.25
166/000-04-2013F7	Statewide	New Parking Lot	1	302,500.00	*		0.25
166/000-04-2013M1	Statewide	New Health Building	6	3,396,634.75	*		4.18
166/000-04-2013M2	Statewide	New Diesel Building	6	3,489,122.55	*		4.25
166/000-04-2013N1	Statewide	Auto/HVACR	2	1,050,000.00	*		1.13
166/000-04-2013N2	Statewide	Renovations	1	990,000.00	*		0.75
166/000-04-2013N3	Statewide	General Renovations	1	4,125,000.00	*		4.69
166/000-04-2013N4	Statewide	Automotive Bldg/Logistics	1	4,884,921.00	*		5.13
166/000-04-2013N5	Statewide	Health Building	1	6,600,000.00	*		5.92
166/000-04-2013N6	Statewide	Renovations	1	302,500.00	*		0.25
166/000-04-2013N7	Statewide	Entrance Improvements	1	55,000.00	*		0.25
166/000-04-2013W2	Statewide	General Renovations	5	3,667,964.00	*		4.38
166/000-04-2013W4	Statewide	General Renovation	4	2,406,600.00	*		3.28
166/000-04-2013X1	Statewide	Automotive Tech /Auto Body Building	1	3,714,000.00	*		3.99
166/000-04-2013X2	Statewide	HVACR and Industrial Maint Expansion	1	1,050,000.00	*		0.75
166/000-04-2013X3	Statewide	MP2 New Building & Renovation	1	1,000,000.00	*		0.25
166/000-04-2013X4	Statewide	Automotive/Diesel/CDL Building	1	3,425,000.00	*		4.21
166/000-04-2013X5	Statewide	Entrance Improvements	1	55,000.00	*		0.25
166/000-04-2013X6	Statewide	Renovations	1	0.00	*		0.25
166/000-01-2015E6	Statewide	Fire Alarm/Security	6	162,760.00	*		0.25
166/000-01-2015E7	Statewide	Fire Alarm/Security	7	287,299.50	*		0.25
166/000-01-2015F1	Statewide	Boiler Replacement	4	104,000.00	*		0.25
166/000-01-2015F2	Statewide	Welding HVAC and Lights	2	110,000.00	*		0.25
166/000-01-2015F3	Statewide	HVAC Update	4	225,000.00	*		0.25
166/000-01-2015M4	Statewide	MPE and Infrastructure Updates	5	626,452.50	*		0.50
166/000-01-2015M5	Statewide	Fire Alarm/Security	7	75,247.50	*		0.25
166/000-01-2015M6	Statewide	TCAT MPE and Infrastructure Updates	1	968,000.00	*		0.75
166/000-01-2015W1	Statewide	MPE Updates	0	55,000.00	*		0.25
166/000-01-2015W2	Statewide	MPE Updates	0	242,000.00	*		0.25
166/000-01-2015W3	Statewide	MPE Updates	0	214,000.00	*		0.25
166/000-01-2015W4	Statewide	MPE Updates	0	385,000.00	*		0.25
166/000-02-2015E1	Statewide	Parking and Paving	0	429,000.00	*		0.25
166/000-02-2015E2	Statewide	Parking and Paving	0	350,000.00	*		0.25
166/000-02-2015E3	Statewide	Parking and Paving	1	741,000.00	*		0.50
166/000-02-2015M1	Statewide	Parking and Paving	0	148,500.00	*		0.25
166/000-02-2015M2	Statewide	Parking and Paving	0	649,000.00	*		0.50
166/000-02-2015W1	Statewide	Parking and Paving	0	207,000.00	*		0.25
166/000-03-2015A	Statewide	Commissioning Services	C	0.00	*		0.25
166/000-03-2015B	Statewide	Commissioning Services	C	0.00	*		0.25
166/000-03-2015C	Statewide	Commissioning Services	C	0.00	*		0.25
166/000-01-2016E1	Statewide	ADA and Accessibility Adaptations	0	75,000.00	*		0.25
166/000-01-2016E2	Statewide	ADA and Accessibility Adaptations	0	175,000.00	*		0.25
166/000-01-2016E3	Statewide	ADA and Accessibility Adaptations	0	130,000.00	*		0.25
166/000-01-2016E4	Statewide	ADA and Accessibility Adaptations	0	234,657.67	*		0.25
166/000-01-2016M1	Statewide	ADA and Accessibility Adaptations	0	175,000.00	*		0.25
166/000-01-2016M2	Statewide	ADA and Accessibility Adaptations	0	175,000.00	*		0.25
166/000-01-2016W1	Statewide	ADA and Accessibility Adaptations	0	175,000.00	*		0.25
166/000-01-2016W2	Statewide	ADA and Accessibility Adaptations	0	75,000.00	*		0.25
166/000-01-2016W3	Statewide	ADA and Accessibility Adaptations	0	175,000.00	*		0.25
166/000-01-2017E1	Statewide	TCAT Shelbyville Building System Updates	0	105,000.00	*		0.25
166/000-01-2017E2	Statewide	TCAT Huntsville/Oneida Building System Update	0	148,000.00	*		0.25
166/000-01-2017E3	Statewide	TCAT Harriman Building System Updates	0	176,000.00	*		0.25

Tennessee Board of Regents
Facilities Development Program

SBC Number	Location	Project Name	Status	Total	AP	SB	Intensity
166/000-01-2017M1	Statewide	TCAT Hohenwald Building System Updates	0	82,500.00	*		0.25
166/000-01-2017M2	Statewide	TCAT Pulaski Building System Updates	0	198,000.00	*		0.25
166/000-02-2017M1	Statewide	Bldgs 1 & 4 Roof Replacements	4	366,000.00	*		0.25
166/000-02-2017M2	Statewide	Bldgs 4 & 5 Roof Replacements	4	404,000.00	*		0.25
166/000-02-2017W1	Statewide	Aviation Facility Roof Replacement	0	492,000.00	*		0.25
166/000-02-2017W2	Statewide	Roof Replacement	0	717,750.00	*		0.50
166/000-04-2017	Statewide	Central Office Expansion	5	200,000.00			0.25
166/000-05-2017	Statewide	Campus Security Task Force Campus Security T	0	3,950,000.00	*		0.25
	Statewide			**82,222,035.57**			**92.16**
166/001-03-2010X	TSU	Boswell Fume Hood Commissioning	C	13,757.00	*		0.25
166/001-03-2010X1	TSU	Boswell Fume Hood Cx Phase 2	C	41,565.00	*		0.25
166/001-02-2016CM	TSU	Health Sciences Facility	3	34,021,000.00	*	*	10.19
166/001-03-2016A	TSU	Holland + Crouch Migration Implementation	5	770,000.00	*		0.75
166/001-05-2016A	TSU	Wilson Hall Roof and Ventilation Repairs	6	398,670.00			0.25
166/001-01-2017	TSU	Balcony Repairs	2	400,000.00			0.25
166/001-02-2017	TSU	Gateway Entrance	2	350,000.00			0.25
166/001-03-2017	TSU	Rudolph Roof, Ventilation, and Fire Alarm Repai	3	490,000.00			0.25
166/001-04-2017A	TSU	New Lab Construction Agriculture Facilities Impr	0	310,000.00			0.25
166/001-04-2017B	TSU	Westbrook Lab Renovation Agriculture Facilities	1	290,000.00			0.25
166/001-05-2017	TSU	New Student Housing	0	75,300,000.00		*	11.96
	TSU			**112,384,992.00**			**24.90**
166/003-05-2012X	APSU	Commissioning Governors Stadium	C	129,945.70		*	0.25
166/003-05-2013X	APSU	Commissioning Fine Arts	C	117,690.00	*		0.25
166/003-02-2015	APSU	Kimbrough Trading Center Renovations	7	810,000.00			0.50
166/003-03-2015	APSU	Sevier Hall HVAC Replacement	7	1,661,000.00		*	1.90
166/003-05-2015	APSU	Music Mass Comm HVAC Replacement	5	2,658,387.00	*		3.30
166/003-05-2015X	APSU	Commissioning Music Mass Comm HVAC Repla	C	68,285.00	*		0.25
166/003-03-2016	APSU	Browning Hall Mechanical Updates	4	1,530,000.00	*		1.72
166/003-01-2017	APSU	Greek Housing Sprinkler Installation	4	196,000.00			0.25
166/003-02-2017	APSU	Kimbrough Steam Line Replacement	4	250,000.00			0.25
166/003-04-2017	APSU	Central Chiller Plant Repairs	3	1,800,000.00	*		2.31
166/003-05-2017	APSU	Roof Replacements	3	1,800,000.00	*		2.31
166/003-06-2017	APSU	Farm Residence	3	340,000.00			0.25
166/003-12-2017	APSU	University Bookstore Improvements	0	1,925,000.00			2.47
	APSU			**13,286,307.70**			**16.01**
166/005-02-2013C7	ETSU	Football Stadium Package 7 Locker Rooms	2	882,000.00		*	0.50
166/005-02-2013CM	ETSU	Football Stadium New Construction	7	23,795,000.00		*	9.26
166/005-06-2013CM	ETSU	CoM Building #60 IERC Renovations	6	9,474,000.00			6.86
166/005-06-2013X	ETSU	Commissioning CoM Building #60 Renovations	C	157,506.79			0.25
166/005-08-2013C2	ETSU	Fine Arts Classroom Building Structural Package	5	0.00	*	*	0.25
166/005-08-2013C3	ETSU	Fine Arts Classroom Building Final Building Pack	5	32,650,000.00	*	*	10.08
166/005-08-2013CM	ETSU	Fine Arts Classroom Building Site and Concrete	6	12,824,214.00	*	*	7.63
166/005-08-2013X	ETSU	Commissioning Fine Arts Classroom Building	C	27,733.00	*	*	0.25
166/005-01-2014C2	ETSU	D. P. Culp Addition and Renovations Building Pa	4	32,404,460.00		*	10.06
166/005-01-2014CM	ETSU	D. P. Culp Addition and Renovations Site Utilities	5	1,188,854.09		*	1.34
166/005-01-2014X	ETSU	Commissioning D. P. Culp Addition and Renovat	C	27,560.00		*	0.25
166/005-02-2015	ETSU	Powerhouse Boiler Replacement	7	3,250,000.00	*		3.75
166/005-05-2015	ETSU	Johnson City Day Center Replacement	6	1,050,000.00			0.75
166/005-02-2016	ETSU	CoM Building #2 Physical Therapy Renovation	6	1,400,000.00			1.64
166/005-03-2016	ETSU	Pediatrics Renovation	5	1,000,000.00			0.75
166/005-04-2016	ETSU	Stormwater Drainage Repairs	6	1,258,000.00	*		1.11
166/005-04-2016A	ETSU	Stormwater Drainage Repairs	4	742,000.00	*		0.50
166/005-06-2016	ETSU	Nell Dossett Parking Lot Expansion	5	550,000.00			0.25
166/005-07-2016	ETSU	Wilson Wallis Several Buildings Space Renovati	7	750,000.00			0.50
166/005-01-2017	ETSU	Sevierville Program Expansion	6	818,000.00	*		0.25

Tennessee Board of Regents
Facilities Development Program

SBC Number	Location	Project Name	Status	Total	AP	SB	Intensity
166/005-04-2017	ETSU	Baseball Hitting Facility	0	150,000.00			0.25
166/005-05-2017	ETSU	Solar Panel Installation	4	200,000.00			0.25
166/005-06-2017	ETSU	CoM Buildings HVAC System Upgrades	4	3,200,000.00	*		3.73
166/005-07-2017	ETSU	Various Buildings Safety and Structural Repairs	4	2,500,000.00	*		3.05
166/005-08-2017	ETSU	Valleybrook Building Systems Replacement	4	3,000,000.00	*		3.61
166/005-09-2017	ETSU	Lamb Hall Renovation	0	23,000,000.00	*		8.78
	ETSU			**156,299,327.88**			**75.90**
166/007-05-2011C	UoM	Heating & Cooling Plant Roof Replacement	4	1,121,307.71	*		1.25
166/007-13-2011D	UoM	Richardson Towers Demolition	7	1,996,154.94		*	2.80
166/007-13-2011X	UoM	Commissioning Student Housing	C	249,150.00		*	0.25
166/007-04-2012AX	UoM	Manning Hall & Psychology Bldg HVAC Updates	C	72,990.00	*		0.25
166/007-04-2012BX	UoM	Patterson Hall HVAC Updates Cx	C	48,460.00	*		0.25
166/007-04-2012Cx	UoM	Browning Hall HVAC Updates Cx	C	53,545.00	*		0.25
166/007-06-2013A	UoM	Music Building HVAC Corrections	7	3,790,265.00	*		4.47
166/007-06-2013X	UoM	Music Building Commissioning	C	115,700.00	*		0.25
166/007-07-2013C	UoM	Various Buildings Code and Safety Updates	6	2,050,000.00	*		2.87
166/007-07-2013D	UoM	Various Buildings Code and Safety Updates	6	1,005,000.00	*		1.00
166/007-04-2014	UoM	Indoor Football Practice Facility New Constructio	4	10,590,900.00		*	6.75
166/007-04-2014CM	UoM	Indoor Football Practice Facility CM/GC	C	9,100.00		*	0.25
166/007-22-2014A	UoM	Student Recreation Facility New Construction	0	27,211,925.87		*	9.36
166/007-22-2014CM	UoM	Student Recreation Facility CM/GC	C	100,000.00		*	0.25
166/007-22-2014X	UoM	Student Recreation Facility Commissioning	C	235,000.00		*	0.25
166/007-03-2015A	UoM	Electric Utility Updates	6	2,484,100.00	*		3.36
166/007-03-2016	UoM	Land Bridge and Parking Garage	5	34,584,074.48		*	9.99
166/007-03-2016C1	UoM	Land Bridge and Parking Garage Asbestos Abat	5	0.00		*	0.25
166/007-03-2016CM	UoM	Land Bridge and Parking Garage Preconstructio	6	1,140,925.52		*	0.50
166/007-05-2016	UoM	Building Envelope Repairs	6	2,840,000.00	*		3.42
166/007-06-2016	UoM	Engineering Technology Building Advanced Man	6	387,000.00			0.25
166/007-07-2016	UoM	McWherter Library Chiller Replacement	6	402,000.00			0.25
166/007-09-2016	UoM	Student Housing Roof and Brick Repair	7	1,212,000.00			1.23
166/007-01-2017	UoM	Memorial Track Resurfacing	6	250,000.00			0.25
166/007-02-2017	UoM	Getwell Entry Gate	6	225,000.00			0.25
166/007-05-2017	UoM	Various Buildings HVAC Updates	1	10,235,000.00	*		6.78
166/007-06-2017	UoM	Music Center	1	40,000,000.00	*		10.26
166/007-07-2017	UoM	Roof Replacements	1	3,500,000.00	*		3.95
166/007-08-2017	UoM	Lighting Updates	1	4,030,000.00	*		4.44
166/007-10-2017	UoM	Wilder Tower 12th Floor Renovations	0	650,000.00			0.25
	UoM			**150,589,598.52**			**75.93**
166/009-09-2006CM	MTSU	Science Facilities Construction Manager	C	402,890.41	*	*	0.25
166/009-09-2006X	MTSU	Commissioning (special) Science Facilities	C	219,843.00	*	*	0.25
166/009-09-2006X1	MTSU	Commissioning New Science Facilities	C	125,000.00	*	*	0.25
166/009-09-2006X2	MTSU	Commissioning Renovated Science Facilities	C	98,570.00	*	*	0.25
166/009-09-2010H	MTSU	Physical Plant Library Condensate Line Replace	6	247,000.00	*		0.25
166/009-10-2010B	MTSU	Accessibility (ADA) Adaptations	2	132,240.00	*		0.25
166/009-05-2011A	MTSU	Saunders Fine Arts Saunders Fine Arts HVAC U	7	1,965,030.04	*		2.73
166/009-05-2011AX	MTSU	Commissioning Saunders Fine Arts HVAC Upda	C	35,000.00	*		0.25
166/009-08-2011B	MTSU	Various Sidewalk and Parking Improvements	5	1,640,000.00		*	2.13
166/009-07-2015B	MTSU	Several Buildings BAS Controls Replacement	4	708,000.00	*		0.50
166/009-07-2015C	MTSU	Central Plant Energy Recovery Boiler	7	911,400.00	*		0.75
166/009-07-2015X	MTSU	Commissioning Central Plant Control Updates	C	144,475.55	*		0.25
166/009-05-2016	MTSU	Academic Classroom Building	3	1,312,570.00			0.25
166/009-05-2016CM	MTSU	Academic Classroom Building	C	37,345.00			0.25
166/009-05-2016X	MTSU	Commissioning Academic Classroom Building	C	36,675.00			0.25
166/009-06-2016	MTSU	Several Buildings Electrical Updates	5	1,542,000.00	*		1.86
166/009-07-2016	MTSU	Several Buildings Exterior Repairs	5	1,683,918.76	*		2.07

Tennessee Board of Regents
Facilities Development Program

SBC Number	Location	Project Name	Status	Total	AP	SB	Intensity
166/009-08-2016	MTSU	Cope Building Interior Renovations	6	498,000.00			0.25
166/009-09-2016	MTSU	Floyd Stadium Ribbon Boards	7	400,000.00			0.25
166/009-10-2016A	MTSU	Floyd Stadium LED Lighting	5	671,000.00			0.50
166/009-01-2017	MTSU	Facilities Storage Shed	4	138,155.00			0.25
166/009-02-2017	MTSU	Parking Services Facility	3	3,400,000.00		*	3.73
166/009-06-2017	MTSU	Several Buildings Alarm System Updates	2	2,820,000.00	*		3.47
166/009-07-2017	MTSU	Several Buildings Elevator Modernization	5	700,000.00	*		0.50
166/009-08-2017	MTSU	Keathley University Center Mechanical and HVA	2	1,750,000.00	*		2.21
166/009-09-2017	MTSU	Piping and Manhole Replacement	2	1,900,000.00	*		2.43
166/009-10-2017	MTSU	Several Buildings Roof Replacements	3	1,790,000.00	*		2.27
166/009-11-2017	MTSU	Peck Hall Improvements	0	800,000.00			0.50
166/009-01-2018	MTSU	Cope Building Executive Suite Updates	0	490,000.00			0.25
	MTSU			**26,599,112.76**			**29.40**
166/011-11-2013C2	TTU	Earthwork & Deep Foundations Laboratory Scier	5	3,500,000.00	*	*	4.26
166/011-11-2013C3	TTU	Laboratory Science Laboratory Science Building	5	66,172,000.00	*	*	11.92
166/011-11-2013CM	TTU	Laboratory Science Building and Infrastructure	6	7,712,000.00	*	*	6.27
166/011-11-2013X	TTU	Commissioning Laboratory Science Building and	C	357,931.00	*	*	0.25
166/011-10-2014X	TTU	Hooper Eblen & Fitness Center Boiler Installatior	C	48,561.92			0.25
166/011-13-2014C2	TTU	Recreation and Fitness Center Main Building	5	0.00		*	0.25
166/011-13-2014CM	TTU	Recreation and Fitness Center New Constructior	6	44,670,080.00		*	10.90
166/011-13-2014X	TTU	Commissioning Recreation and Fitness Center	C	108,620.00		*	0.25
166/011-14-2014	TTU	Roaden University Center Upgrades	6	7,456,531.00	*		5.99
166/011-14-2014X	TTU	Commissioning Roaden University Center Upgra	C	40,304.00	*		0.25
166/011-07-2015A	TTU	Roof Replacements	3	2,955,309.00	*		3.82
166/011-08-2015B	TTU	Browning & Evins Residence Hall Upgrades	4	6,215,090.00		*	5.76
166/011-08-2015BX	TTU	Commissioning Residence Hall Upgrades	C	92,891.00		*	0.25
166/011-02-2016B	TTU	Parking and Transportation Improvements	3	1,590,000.00		*	2.21
166/011-03-2016	TTU	Volpe Library First Floor Expansion	4	1,060,000.00			0.75
166/011-04-2016	TTU	Cookeville Higher Education Campus Roof Repa	6	750,000.00	*		0.50
166/011-05-2016A	TTU	Kittrell & Bartoo Several Buildings Upgrades Pha	5	3,962,300.00	*		4.59
166/011-05-2016AX	TTU	Commissioning	C	72,486.24	*		0.25
166/011-06-2016A	TTU	Library Several Buildings Waterproofing & Exteri	6	3,213,600.00	*		4.04
166/011-11-2016	TTU	Athletics Facilities Improvements	5	2,880,000.00			3.51
166/011-01-2017	TTU	Tennessee Center for Poultry Science	2	2,070,000.00	*		2.59
	TTU			**154,927,704.16**			**68.86**
166/012-01-2016A	Chattanooga SCC	CETAS Interior Modernizations Roof Replaceme	7	383,783.00	*		0.25
166/012-01-2016B	Chattanooga SCC	CETAS Interior Modernizations	4	1,265,000.00	*		1.61
166/012-02-2016	Chattanooga SCC	Elevator Updates	2	990,000.00	*		0.75
166/012-01-2017	Chattanooga SCC	CETAS Construction Lab	6	340,900.00			0.25
166/012-02-2017	Chattanooga SCC	CETAS Building Roof Replacement	1	1,430,000.00	*		1.67
	Chattanooga SCC			**4,409,683.00**			**4.53**
166/013-02-2015	Cleveland SCC	Electrical Infrastructure Modernization	7	410,000.00	*		0.25
166/013-01-2016A	Cleveland SCC	Site & Utility Updates Sewer System	6	216,000.00	*		0.25
166/013-01-2016B	Cleveland SCC	Parking Site and Utility Updates	2	784,000.00	*		0.75
166/013-01-2017	Cleveland SCC	Central Plant Modernization	4	750,000.00	*		0.50
	Cleveland SCC			**2,160,000.00**			**1.75**
166/015-01-2012A	Columbia SCC	Williamson County Center New Classroom Build	4	0.00	*	*	0.25
166/015-01-2012AX	Columbia SCC	Commissioningr Williamson County Center Relo	C	18,950.00	*	*	0.25
166/015-01-2012CM	Columbia SCC	Williamson County Center Relocation	7	35,463,230.00	*	*	10.29
166/015-01-2012G	Columbia SCC	Garage Williamson County Center Relocation	3	6,100,000.00	*	*	5.71
166/015-01-2012X	Columbia SCC	Commissioning Williamson County Center	C	119,760.00	*	*	0.25
166/015-02-2013X	Columbia SCC	Commissioning Warf Building HVAC Updates	C	23,970.00	*		0.25
166/015-02-2015	Columbia SCC	Powerhouse System Repairs	6	699,817.00	*		0.50
166/015-01-2016	Columbia SCC	Webster Athletic Facility Several Buildings Roof	7	276,965.40	*		0.25

Tennessee Board of Regents
Facilities Development Program

SBC Number	Location	Project Name	Status	Total	AP	SB	Intensity
166/015-01-2016A	Columbia SCC	Jones Student Center Roof Several Buildings Rc	4	423,000.00	*		0.25
166/015-01-2017	Columbia SCC	Finney Library Renovation	1	6,100,000.00	*		5.17
	Columbia SCC			**49,225,692.40**			**23.17**
166/017-01-2014	Dyersburg SCC	Softball Multipurpose Building	5	330,000.00			0.25
166/017-02-2016	Dyersburg SCC	Gymnasium Interior Repairs	7	170,000.00	*		0.25
166/017-01-2017	Dyersburg SCC	Glover Building Nursing Program Expansion	4	1,075,000.00	*		0.50
166/017-02-2017	Dyersburg SCC	Doors and Hardware Updates	2	320,000.00	*		0.25
166/017-03-2017	Dyersburg SCC	Glover & Eller Bldgs Elevator Updates	5	360,000.00	*		0.25
	Dyersburg SCC			**2,255,000.00**			**1.50**
166/019-01-2011X	Jackson SCC	Nursing Commissioning	C	71,770.00	*		0.25
166/019-01-2017	Jackson SCC	Nelms Classroom HVAC Updates	3	610,000.00	*		0.50
166/019-02-2017	Jackson SCC	Science Building Roof Replacement	4	390,000.00	*		0.25
	Jackson SCC			**1,071,770.00**			**1.00**
166/021-08-2014B	Motlow SCC	Simon Hall Building Second Floor Restrooms	3	330,000.00			0.25
166/021-01-2015A	Motlow SCC	McMinnville Roof Replacement	7	206,673.00	*		0.25
166/021-01-2015B	Motlow SCC	Fayetteville Campus	7	200,000.00	*		0.25
166/021-01-2016C1	Motlow SCC	Building Package	3	12,800,904.00	*		7.64
166/021-01-2016CM	Motlow SCC	Site/Foundations/Framing Package	5	10,788,096.00	*		7.18
166/021-01-2016X	Motlow SCC	Commissioning Rutherford County Teaching Adc	C	157,950.00	*		0.25
166/021-01-2017	Motlow SCC	Advanced Robotics Training Center	4	5,474,490.00	*		4.70
166/021-01-2017X	Motlow SCC	Commissioning Advanced Robotics Training Cer	C	25,510.00	*		0.25
166/021-03-2017	Motlow SCC	Underground Utility Lines Replacement	4	1,160,000.00	*		1.13
	Motlow SCC			**31,143,623.00**			**21.90**
166/023-01-2011CM	Walters SCC	Greene County Center Expansion	7	25,444,730.00	*	*	9.43
166/023-01-2011X	Walters SCC	Commissioning Greene County Center	C	77,440.00	*	*	0.25
166/023-01-2015A	Walters SCC	Mechanical and Electrical Updates	6	844,774.94	*		0.75
166/023-01-2015B	Walters SCC	Mechanical and Electrical Updates	2	800,000.00	*		0.75
166/023-01-2016	Walters SCC	ADA and Mechanical Systems Updates	6	780,000.00	*		0.50
166/023-02-2016	Walters SCC	Sevier County Campus Addition	2	12,500,000.00	*		7.20
166/023-01-2017	Walters SCC	Several Buildings Roof Replacements	4	906,106.76	*		0.75
	Walters SCC			**41,353,051.70**			**19.63**
166/025-01-2011X	Volunteer SCC	Commissioning Allied Health Building New Cons	C	81,797.70	*		0.25
166/025-01-2012CM	Volunteer SCC	Humanities Building New Construction	7	26,924,890.00	*		9.58
166/025-01-2012X	Volunteer SCC	Commissioning Humanities Building`	C	112,565.00	*		0.25
166/025-02-2015A	Volunteer SCC	Wood Building Restroom Renovations 2	3	402,057.29	*		0.25
166/025-01-2016	Volunteer SCC	Ramer Building HVAC Updates	6	400,000.00	*		0.25
166/025-02-2016A	Volunteer SCC	Envelope Repairs Roof Replacements and Enve	4	222,700.00	*		0.25
166/025-01-2017	Volunteer SCC	Warf Science Building Addition and Renovation	3	6,200,000.00	*		5.41
166/025-01-2017CM	Volunteer SCC	Warf Science Building Addition and Renovation	3	0.00	*		0.25
166/025-02-2017	Volunteer SCC	Ramer Renovations	0	980,000.00			0.50
166/025-03-2017	Volunteer SCC	Campus Underground Utility Upgrades	2	250,000.00	*		0.25
166/025-04-2017	Volunteer SCC	Parking, Road, and Site Upgrades	2	730,000.00	*		0.50
	Volunteer SCC			**36,304,009.99**			**17.74**
166/027-01-2016	Roane SCC	Campbell County Higher Edu Center Lab Expans	6	1,150,000.00	*		1.15
166/027-02-2016A	Roane SCC	Campus-wide Paving	3	568,214.38	*		0.50
166/027-01-2017	Roane SCC	Electrical and Fire Suppression Upgrades	2	530,000.00	*		0.25
	Roane SCC			**2,248,214.38**			**1.90**
166/032-02-2013A	Pellissippi SCC	HVAC Updates PH2	6	619,000.00	*		0.50
166/032-02-2013B	Pellissippi SCC	Alexander & McWherter Bldgs HVAC Updates	4	830,230.37	*		0.75
166/032-01-2015A	Pellissippi SCC	Boiler and Chiller Updates	3	582,539.94	*		0.50
166/032-02-2015A	Pellissippi SCC	Outdoor classroom/stage and Solar Demonstrati	6	128,000.00			0.25

Tennessee Board of Regents
Facilities Development Program

SBC Number	Location	Project Name	Status	Total	AP	SB	Intensity
166/032-02-2015B	Pellissippi SCC	Outdoor classroom/stage and Solar Demonstrati	1	54,000.00			0.25
166/032-01-2016	Pellissippi SCC	Strawberry Plains Science Labs	7	2,060,000.00			2.61
166/032-01-2017	Pellissippi SCC	Multi-Purpose Building and Renovations	1	27,000,000.00	*		9.21
166/032-01-2017CM	Pellissippi SCC	Multi-Purpose Building and Renovations Multi-Pu	C	0.00	*		0.25
	Pellissippi SCC			**31,273,770.31**			**14.32**
166/033-01-2015X	Southwest Tn CC	Commissioning Industrial Readiness Facility	C	31,600.00			0.25
166/033-02-2015	Southwest Tn CC	Roof & Envelope Replacement/Repairs	6	1,932,000.00	*		2.20
166/033-02-2015A	Southwest Tn CC	Roof & Envelope Repairs	2	1,498,000.00	*		2.05
166/033-01-2016	Southwest Tn CC	Mechanical Systems Modernization	6	920,000.00	*		0.50
166/033-01-2017	Southwest Tn CC	Mechanical System Updates	4	1,550,000.00	*		1.83
166/033-02-2017	Southwest Tn CC	Macon Cove Campus Generator Replacement	0	300,000.00			0.25
	Southwest Tn CC			**6,231,600.00**			**7.08**
166/034-01-2012X	Nashville SCC	Commissioning New Academic and Support Buil	C	92,195.00	*		0.25
166/034-02-2016C2	Nashville SCC	Madison Teaching Facility Building Package	4	11,687,000.00			7.41
166/034-02-2016CM	Nashville SCC	Madison Teaching Facility Site and Demolition	5	2,383,000.00			3.23
166/034-02-2016X	Nashville SCC	Commissioning Madison Teaching Facility	C	40,600.00			0.25
166/034-01-2017	Nashville SCC	Access Control and Locking Updates	1	750,000.00	*		0.50
166/034-02-2017	Nashville SCC	Sidewalk and Lighting Improvements	1	750,000.00	*		0.50
	Nashville SCC			**15,702,795.00**			**12.14**
166/038-01-2008X	Northeast SCC	Commissioning Technical Education Complex	C	159,620.00	*		0.25
166/038-02-2015	Northeast SCC	RCAM (Regional Center for Advanced Manufact	7	3,300,000.00			3.81
166/038-02-2016	Northeast SCC	Building Controls Updates	7	460,000.00	*		0.25
166/038-02-2016A	Northeast SCC	Lighting Improvements	6	290,000.00	*		0.25
166/038-01-2017	Northeast SCC	General Studies and Library Roof Replacement	1	990,000.00	*		0.75
	Northeast SCC			**5,199,620.00**			**5.31**
166/042-01-2016	TCAT - Covington	Moisture Remediation	6	720,000.00	*		0.50
	TCAT - Covington			**720,000.00**			**0.50**
166/046-01-2010X	TCAT - Dickson	Commissioning Clarksville Industrial Training Fa	C	77,333.00	*		0.25
166/046-01-2016	TCAT - Dickson	TCAT Dickson Roof Replacement	7	550,000.00	*		0.50
	TCAT - Dickson			**627,333.00**			**0.75**
166/050-01-2015	TCAT - Hartsville	TCAT Hartsville - Wilson County Center TCAT H	C	380,000.00			0.25
	TCAT - Hartsville			**380,000.00**			**0.25**
166/060-01-2017A	TCAT - Knoxville	Anderson County Campus	1	0.00	*		0.25
166/060-01-2017B	TCAT - Knoxville	Blount County Campus	1	0.00	*		0.25
166/060-01-2017C	TCAT - Knoxville	Knoxville Renovations	1	0.00	*		0.25
	TCAT - Knoxville			**0.00**			**0.75**
166/070-01-2017	TCAT - Memphis	Bartlett Campus	1	16,925,000.00	*		7.65
	TCAT - Memphis			**16,925,000.00**			**7.65**
166/074-01-2013X	TCAT - Murfreesboro	Commissioning Nissan Education and Training F	C	145,770.00	*		0.25
	TCAT - Murfreesboro			**145,770.00**			**0.25**
166/078-01-2016	TCAT - Oneida/Huntsvill	Oneida Building Stabilization and Corrections	6	222,000.00	*		0.25
	TCAT - Oneida/Huntsville			**222,000.00**			**0.25**
166/080-01-2017	TCAT - Pulaski	Campus Expansion	2	3,171,350.00	*		2.27
	TCAT - Pulaski			**3,171,350.00**			**2.27**

Tennessee Board of Regents
Facilities Development Program

Summary

Total Dollars:			**947,079,361.37**	
Total Projects:	**345**			
with State Appropriations:	**266**			
with School Bonds:	**46**			
Projects in Design:	**175**		**670,793,525.82**	
with State Appropriations:	**133**	**(76%)**	**445,069,496.38**	**(66%)**
Projects in Construction:	**75**		**263,958,146.22**	
with State Appropriations:	**53**	**(71%)**	**167,609,415.76**	**(63%)**

	Count		**Dollars**			**Intensity**	
		%Total		%Univ	%Total		%Total
All Universities	**130**	38%	**614,087,043.02**		65%	**291.00**	55%
APSU	**13**	4%	**13,286,307.70**	2%	1%	**16.01**	3%
ETSU	**26**	8%	**156,299,327.88**	25%	17%	**75.90**	14%
MTSU	**29**	8%	**26,599,112.76**	4%	3%	**29.40**	6%
TSU	**11**	3%	**112,384,992.00**	18%	12%	**24.90**	5%
TTU	**21**	6%	**154,927,704.16**	25%	16%	**68.86**	13%
UoM	**30**	9%	**150,589,598.52**	25%	16%	**75.93**	14%
Statewide	**122**	35%	**82,222,035.57**		9%	**92.16**	17%
All CCs	**82**	24%	**228,578,829.78**		24%	**131.97**	25%
All TCAT	**11**	3%	**22,191,453.00**		2%	**12.67**	2%
Total	**345**		**947,079,361.37**			**527.80**	

Tennessee Board of Regents
Facilities Development Program

Project Counts

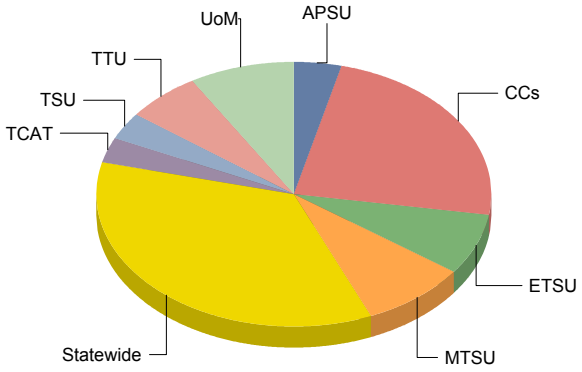

Project Totals

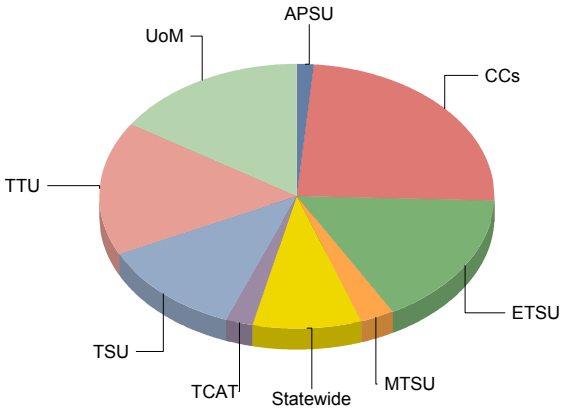
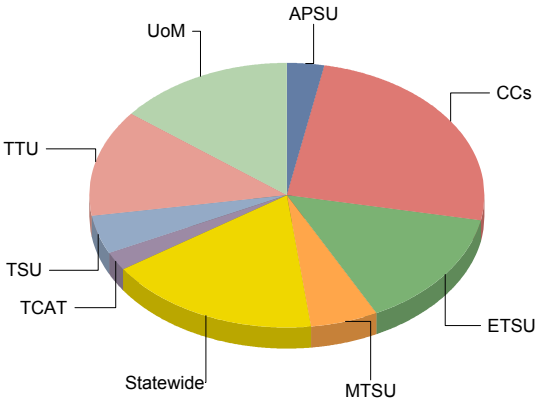
Project Intensities